


1 (a) Statement Showing Shareholding Pattern

Name of the Company: **Sadbhav Infrastructure Project Limited**
Scrip Code:- **539346** Name of the Scrip:- **SADBHN** class of Security:- **Equity**

Quarter ended on **SEPTEMBER 30, 2015**

Partly paid-up shares:	No. of partly paid-up shares	As a % of total no. of partly paid-up shares	As a % of total no. of shares of the company
Held by promoter/promoter group	0	0	0
Held by public	0	0	0
Total----->	0	0	0
Outstanding convertible securities:-	No. of outstanding Securities	As a % of total no. of outstanding convertible securities	As a % of total no. of shares of the company, assuming full conversion of the convertible securities
Held by promoter/promoter group	0	0	0
Held by public	0	0	0
Total ----->	0	0	0
Warrants:-	No. of Warrants	As a % of total no. of warrants	As a % of total no. of shares of the company, assuming full conversion of warrants
Held by promoter/promoter group	0	0.00	0.00
Held by public	0	0.00	0.00
Total ----->	0	0	0.00
Total paid-up capital of the company, assuming full of conversion of warrants and convertible securities			
		352225216	



Sadbhav Infrastructure Project Ltd.


Regd Office : "Sadbhav House", Opp. Law Garden Police Chowki, Ellisbridge, Ahmedabad-380006.

T : +91 79 26463384 F : +91 79 26400210 E : investor@sadbhavinfra.co.in Web : www.sadbhavinfra.co.in CIN : L45202GJ2007PLC049808

I(a)		Statement Showing Shareholding Pattern						
Category code (I)	Category of Shareholder (II)	Number of Shareholders (III)	Total number of shares (IV)	Number of shares held in dematerialized form (V)	Total shareholding as a percentage of total number of shares		Shares pledged or otherwise encumbered	
					As a percentage of (A+B) ¹ (VI)	As a percentage of (A+B+C) (VII)	Number of shares (VIII)	As a percentage IX=(VIII/(IV))* 100
(A)	Shareholding of Promoter and Promoter Group²							
1	Indian							
(a)	Individuals/ Hindu Undivided Family	4	2904220	2904220	0.82	0.82	0	0.00
(b)	Central Government/ State Government(s)		0	0	0.00	0.00	0	0.00
(c)	Bodies Corporate	1	240733427	240733427	68.35	68.35	35222522	14.63
(d)	Financial Institutions/ Banks	0	0	0	0.00	0.00	0	0.00
(e)	Any Others(Specify)- Trust	0	0	0	0.00	0.00	0	0.00
	Sub Total(A)(1)	5	243637647	243637647	69.17	69.17	35222522	14.46
2	Foreign							
a	Individuals (Non-Residents Individuals/ Foreign Individuals)	0	0	0	0.00	0.00	0	0.00
b	Bodies Corporate	0	0	0	0.00	0.00	0	0.00
c	Institutions	0	0	0	0.00	0.00	0	0.00
d	Qualified Foreign Investor	0	0	0	0.00	0.00	0	0.00
e	Any Others(Specify)	0	0	0	0.00	0.00	0	0.00
	Sub Total(A)(2)	0	0	0	0.00	0.00	0	0.00
	Total Shareholding of Promoter and Promoter Group (A)= (A)(1)+(A)(2)	5	243637647	243637647	69.17	69.17	35222522	14.46



Category code (I)	Category of Shareholder (II)	Number of Shareholders (III)	Total number of shares (IV)	Number of shares held in dematerialized form (V)	Total shareholding as a percentage of total number of shares		Shares pledged or otherwise encumbered	
					As a percentage of (A+B) ¹ (VI)	As a percentage of (A+B+C) (VII)	Number of shares (VIII)	As a percentage IX=(VIII/(IV))* 100
(B)	Public shareholding							
1	Institutions							
(a)	Mutual Funds/ UTI	12	16511463	16511463	4.69	4.69	0	0.00
(b)	Financial Institutions / Banks	0	0	0	0.00	0.00	0	0.00
(c)	Central Government/ State Government(s)	0	0	0	0.00	0.00	0	0.00
(d)	Venture Capital Funds	0	0	0	0.00	0.00	0	0.00
(e)	Insurance Companies	0	0	0	0.00	0.00	0	0.00
(f)	Foreign Institutional Investors	5	11004545	11004545	3.12	3.12	0	0.00
(g)	Foreign Venture Capital Investors	0	0	0	0.00	0.00	0	0.00
(h)	Qualified Foreign Investor	0	0	0	0.00	0.00	0	0.00
(i)	Any Other (specify)	0	0	0	0.00	0.00	0	0.00
	Sub-Total (B)(1)	17	27516008	27516008	7.81	7.81	0	0.00
B 2	Non-institutions							
(a)	Bodies Corporate	129	6882678	6882678	1.95	1.95	6986	0.10
(b)	Individuals							
I	Individuals -i. Individual shareholders holding nominal share capital up to Rs 1 lakh	12129	2260508	2260498	0.64	0.64	2700	0.12
II	Individual shareholders holding nominal share capital in excess of Rs. 1 lakh.	54	5737463	5715463	1.63	1.63	883000	15.39
(c)	Qualified Foreign Investor	2	6011847	6011847	1.71	1.71	0	0.00
(d)	Any Other (specify)							
(d-i)	Clearing Member	149	1718203	1718203	0.49	0.49	0	0.00
(d-ii)	NRI	0	0	0	0.00	0.00	0	0.00
(d-iii)	OCB	0	0	0	0.00	0.00	0	0.00
(d-iv)	NRI (Repatriable)	33	6497	6497	0.00	0.00	0	0.00
(d-v)	NRI (Non Repatriable)	17	2262	2262	0.00	0.00		
(d-vi)	Foreign Companies	2	58243720	58243720	16.54	16.54		




Category code (I)	Category of Shareholder (II)	Number of Shareholders (III)	Total number of shares (IV)	Number of shares held in dematerialized form (V)	Total shareholding as a percentage of total number of shares		Shares pledged or otherwise encumbered	
					As a percentage of (A+B) ¹ (VI)	As a percentage of (A+B+C) (VII)	Number of shares (VIII)	As a percentage IX=(VIII/(IV))* 100
(d-vii)	Hindu Undivided Family	803	208383	208383	0.06	0.06	0	0.00
(d-vii)	Trust	0	0	0	0.00	0.00	0	0.00
	Sub-Total (B)(2)	13318	81071561	81049551	23.02	23.02	892686	1.10
(B)	Total Public Shareholding (B)= (B)(1)+(B)(2)	13335	108587569	108565559	30.83	30.83	892686	0.82
	TOTAL (A)+(B)	13340	352225216	352203206	100	100	36115208	10.25
(C)	Shares held by Custodians and against which Depository Receipts have been issued							
(1)	Promoter and Promoter Group	0	0	0	0	0	0	0
(2)	Public	0	0	0	0	0	0	0
	GRAND TOTAL (A)+(B)+(C)	13340	352225216	352203206	100.00	100.00	36115208	10.25



(I) (b) Statement showing holding of securities (including shares, warrants, convertible securities) of persons belonging to the category "Promoter and Promoter Group"

Sr. No.	Name of the shareholder	Details of shares held		Encumbered shares (*)			Details of warrants		Details of convertible securities		Total shares (including underlying shares assuming full conversion of warrants and convertible securities) as a % of diluted share capital
		No. of shares held	As a % of grand total (A)+(B)+(C)	No.	As a percentage	As a % of grand total (A)+(B)+(C) of sub-clause (I) (a)	No. of warrants held	As a % total number of warrants of the same class	Number of convertible securities held	As a % total number of convertible securities of the same class	
(I)	(II)	(III)	(IV)	(V)	(VI)=(V)/(III)*100	(VII)	(VIII)	(IX)	(X)	(XI)	(XII)
1	Sadbhav Engineering Limited	240733427	68.35	35222522	14.63	10.00	0		0		68.35
2	Vishnubhai Patel	1100110	0.31	0	0.00		0		0		0.31
3	Shashin Patel	704110	0.20	0	0.00		0		0		0.20
4	Vasistha Patel	550000	0.16	0	0.00		0		0		0.16
5	Vikram Patel	550000	0.16	0	0.00		0		0		0.16
	TOTAL	243637647	69.17	35222522	14.46	10.00	0	0.00	0	0	69.17

(*) The term "encumbrance" has the same meaning as assigned to it in regulation 28(3) of the SAST Regulations, 2011



(i) (c) (II) Statement showing holding of securities (including shares, warrants, convertible securities) of persons (together with PAC) belonging to the category "Public" and holding more than 5% of the total number of shares of the company.

Sr.No.	Name(s) of the shareholder(s) and the Persons Acting in Concert (PAC) with them	Number of shares	Shares as a percentage of total number of shares {i.e., Grand Total (A)+(B)+ (C) indicated in Statement at para (I) (a) above}	Details of warrants		Details of convertible securities		Total shares (including underlying shares assuming full conversions of warrants and convertible securities) as a % of diluted share capital
				Number of warrants	As a % total number of warrants of the same class	No. of convertible securities held	% w.r.t total number of convertible securities of the same class	
1	NORWEST VENTURE PARTNERS VII-A-MAURITIUS	29121860	8.27	0		0		8.27
2	XANDER INVESTMENT HOLDING XVII LIMITED	29121860	8.27	0		0		8.27
	TOTAL	58243720	16.54	0.00	0.00	0.00	0.00	16.54




(I) (c) (i) Statement showing holding of securities (including shares, warrants, convertible securities) of persons belonging to the category "Public" and holding more than 1% of the total number of shares.

Sr.No.	Name of the Shareholder	No. of shares held	Shares as a percentage of total number of shares {i.e., Grand Total (A)+(B)+(C) indicated in statement at para (I) (a) above}	Details of warrants		Details of convertible securities		Total shares (including underlying shares assuming full conversion of warrants and convertible securities) as a % of diluted shares capital
				No. of warrants held	As a % total number of warrants of the same class	Number of convertible securities held	% w.r.t. total number of convertible securities of the same class	
1	NORWEST VENTURE PARTNERS VII-A-MAURITIUS	29121860	8.27	0		0		8.27
2	XANDER INVESTMENT HOLDING XVII LIMITED	29121860	8.27	0		0		8.27
3	TATA BALANCED FUND	8812615	2.50	0		0		2.50
4	AMANSA HOLDINGS PRIVATE LIMITED	5988862	1.70	0		0		1.70
5	HDFC TRUSTEE COMPANY LIMITED-HDFC EQUITY FUND	5546729	1.57	0		0		1.57
6	NOMURA INDIA INVESTMENT FUND MOTHER FUND	4854310	1.38	0		0		1.38
	TOTAL	83446236	23.69	0	0	0	0	23.69




(D)(d) Statement showing details of locked-in shares

Sr. No.	Name of the shareholder	Number of locked-in shares	Locked-in shares as a percentage of total number of shares i.e., Grand Total (A)+(B)+(C) indicated in Statement at para (f)(a) above)	Promoter/Promoter Group/Public
1	AGOLA MANOJKUMAR	55000	0.0156	Public
2	AKHILANAND H SHUKLA	33000	0.0094	Public
3	AMANSA HOLDINGS PRIVATE LIMITED	2427155	0.6891	Foreign Inst Investor
4	AMITKUMAR MANI AL MEHTA	22000	0.0062	Public
5	ANAND UDESING SOLANKI	11000	0.0031	Public
6	ANANT NARAYANACHARYA BATAVI	55000	0.0156	Public
7	ASHVIN KANTILAL PATEL	22000	0.0062	Public
8	BHARTI KAMLESH SHAH	11000	0.0031	Public
9	BHAVIK CHANDRAKANT PATEL	33000	0.0094	Public
10	CHANCHAL VIDHAN SURANA	22000	0.0062	Public
11	DARSHAN H. BHATT	44000	0.0125	Public
12	DAKESH RIKHA VDAS BHAVSAR	22000	0.0062	Public
13	DEEPAKKUMAR PARROTAMDAS SHAH	5500	0.0016	Public
14	GIRISH PATEL	10	0.0000	Public
15	GIRISHBHAI DAHIVABHAI PATEL	77110	0.0219	Public
16	HDFC TRUSTEE COMPANY LIMITED - HDFC INFRASTRUCTURE FUND	971210	0.2757	Mutual Fund
17	HDFC TRUSTEE COMPANY LIMITED- HDFC	3883100	1.1024	Mutual Fund
	EQUITY FUND			
18	KALPESH HASMUKHLAL SHAH	11000	0.0031	Public
19	KAPIL BOKADIA	16500	0.0047	Public
20	KETAN VIKRAMBHAI GANDHI	22000	0.0062	Public
21	KISHORKUMAR CHANDULAL PATEL	33000	0.0094	Public
22	MAHESH BHIKHABHAI BHAVSAR	33000	0.0094	Public
23	MITAL BHAVIK PATEL	45500	0.0129	Public
24	MITAL DHRUBHAI SHAH	24750	0.0070	Public
25	MORGAN STANLEY MAURITIUS COMPANY LIMITED	1941594	0.5512	Foreign Inst Investor
26	NARENDRAKUMAR MAVJIBHAI PATEL	247610	0.0703	Public
27	NIKETAN V PATEL	11000	0.0031	Public
28	NITINKUMAR RANMESHCHANDRA PATEL	396110	0.1125	Public
29	NOMURA INDIA INVESTMENT FUND MOTHER FUND	4854310	1.3782	Foreign Portfolio Investor
30	NORWEST VENTURE PARTNERS VII-A MAURITIUS	29121860	8.2680	Foreign Company
31	PARULKUMAR R. SHAH	77000	0.0219	Public
32	PATEL GIRISHBHAI NANDURBHAI	478600	0.1359	Public
33	PATEL RAJESHREBEN VISHNUBHAI	350000	0.0937	Public
34	PATEL RAMABHAI S	22000	0.0062	Public
35	PRADEPKUMAR DOSI	110000	0.0312	Public
36	RANVERSINH SIDDHAKAISINH BHATTI	22000	0.0062	Public
37	RAVI KAPOOR	22000	0.0062	Public
38	RUTVA KALPESH SHAH	11000	0.0031	Public
39	SADBHAY ENGINEERING LIMITED	240733427	68.3464	Promoter
40	SARITABEN SHASHIKANT PATEL	9500	0.0027	Public
41	SAROJEN ASHOKKUMAR BHAVSAR	5500	0.0016	Public
42	SBI INFRASTRUCTURE FUND	1456235	0.4134	Mutual Fund
43	SEJAL UDAYAN SHAH	5500	0.0016	Public
44	SHARMIL KEYUR NANNAVATI	16500	0.0047	Public
45	SHASHIN VISHNUBHAI PATEL	704110	0.1999	Promoter
46	SRIKANT MISHRA	22000	0.0062	Public
47	TARLA AMRISH PARIKH	22000	0.0062	Public
48	TATA TRUSTEE CO. LTD./A/C TATA MUTUAL FUND A/C TATA MID CAP GROWTH FUND	970775	0.2756	Mutual Fund



49	TATA AIA LIFE INSURANCE CO LTD- WHOLE LIFE MID CAP EQUITY FUND- ULIF 009 04/01/07 WLE 110	970920	0.2757	Public
50	TATA EQUITY OPPORTUNITIES FUND	1456235	0.4134	Mutual Fund
51	TATA TRUSTEE CO. LTD A/C TATA MUTUAL FUND - TATA INFRASTRUCTURE FUND	1067925	0.3032	Mutual Fund
52	TATA TRUSTEE CO. LTD A/C TATA MUTUAL FUND - TATA LONG TERM EQUITY FUND	388455	0.1103	Mutual Fund
53	UMESH PRAVINCHANDRA DANI	22000	0.0062	Public
54	VASISHTHA PATEL	550000	0.1562	Director/Promoter Group
55	VIJAY JANNADAS KALYANI	16500	0.0047	Public
56	VIKRAM RASIKLAL PATEL	550000	0.1562	Promoter Group
57	VIPUL HARISHCHANDRA PATEL	55000	0.0156	Public
58	VISHNUBHAI MAFATLAL PATEL	1100110	0.3123	Promoter
59	VISHNUBHAI SOMABHAI PATEL	22000	0.0062	Public
60	VISHWANATHAN R	77000	0.0219	Public
61	VORA LALJIBHAI L.	11000	0.0031	Public
62	XANDER INVESTMENT HOLDING XVII LIMITED	29121860	8.2680	Foreign Company
Total		324879471	92.23628981	



(II)(a) Statement showing details of Depository Receipts (DRs)

Sr. No.	Type of outstanding DR (ADRs, GDRs, SDRs, etc.)	Number of outstanding DRs	Number of shares underlying outstanding DRs	Shares underlying outstanding DRs as a percentage of total number of shares {i.e., Grand Total (A)+(B)+(C) indicated in Statement at para (I)(a) above}
		NOT APPLICABLE		
TOTAL		0	0	0.00



