

**DHULE PALESNER
TOLLWAY LIMITED**

**Ind AS financial statement
for the year ended March 31, 2017**

INDEPENDENT AUDITOR'S REPORT

To the Members of Dhule Palesner Tollway Limited

Report on the Financial Statements

We have audited the accompanying Ind AS financial statements of Dhule Palesner Tollway Limited ("the Company"), which comprise the Balance Sheet as at March 31, 2017, the Statement of Profit and Loss, including the statement of Other Comprehensive Income, the Cash Flow Statement and the Statement of Changes in Equity for the year then ended, and a summary of significant accounting policies and other explanatory information (herein referred to as 'Ind AS financial statements').

Management's Responsibility for the Financial Statements

The Company's Board of Directors is responsible for the matters stated in Section 134(5) of the Companies Act, 2013 ("the Act") with respect to the preparation of these Ind AS financial statements that give a true and fair view of the financial position, financial performance including other comprehensive income, cash flows and changes in equity of the Company in accordance with accounting principles generally accepted in India, including the Indian Accounting Standards (Ind AS) specified under section 133 of the Act, read with Rule 7 of the Companies (Accounts) Rules, 2014 and the Companies (Indian Accounting Standards) Rules, 2015 as amended. This responsibility also includes maintenance of adequate accounting records in accordance with the provisions of the Act for safeguarding of the assets of the Company and for preventing and detecting frauds and other irregularities; selection and application of appropriate accounting policies; making judgments and estimates that are reasonable and prudent; and the design, implementation and maintenance of adequate internal financial control that were operating effectively for ensuring the accuracy and completeness of the accounting records, relevant to the preparation and presentation of the Ind AS financial statements that give a true and fair view and are free from material misstatement, whether due to fraud or error.

Auditor's Responsibility

Our responsibility is to express an opinion on these Ind AS financial statements based on our audit. We have taken into account the provisions of the Act, the accounting and auditing standards and matters which are required to be included in the audit report under the provisions of the Act and the Rules made thereunder. We conducted our audit of the Ind AS financial statements in accordance with the Standards on Auditing, issued by the Institute of Chartered Accountants of India, as specified under Section 143(10) of the Act. Those Standards require that we comply with ethical requirements and plan and perform the audit to obtain reasonable assurance about whether the financial statements are free from material misstatement.

An audit involves performing procedures to obtain audit evidence about the amounts and disclosures in the Ind AS financial statements. The procedures selected depend on the auditor's judgment, including the assessment of the risks of material misstatement of the Ind AS financial statements, whether due to fraud or error. In making those risk assessments, the auditor considers internal financial control relevant to the Company's preparation of the Ind AS financial statements that give a true and fair view in order to design audit procedures that are appropriate in the circumstances. An audit also includes evaluating the appropriateness of accounting policies used and the reasonableness of the accounting estimates made by the Company's Directors, as well as evaluating the overall presentation of the Ind AS financial statements. We believe that the audit evidence we have obtained is sufficient and appropriate to provide a basis for our audit opinion on the Ind AS financial statements.



Opinion

In our opinion and to the best of our information and according to the explanations given to us, the Ind AS financial statements give the information required by the Act in the manner so required and give a true and fair view in conformity with the accounting principles generally accepted in India of the state of affairs of the Company as at March 31, 2017, its loss including other comprehensive income, its cash flows and the changes in equity for the year ended on that date.

Report on Other Legal and Regulatory Requirements

1. As required by the Companies (Auditor's report) Order, 2016 ("the Order") issued by the Central Government of India in terms of sub-section (11) of section 143 of the Act, we give in the Annexure 1 a statement on the matters specified in paragraphs 3 and 4 of the Order.

2. As required by section 143 (3) of the Act, we report that:

(a) We have sought and obtained all the information and explanations which to the best of our knowledge and belief were necessary for the purpose of our audit;

(b) In our opinion proper books of account as required by law have been kept by the Company so far as it appears from our examination of those books;

(c) The Balance Sheet, Statement of Profit and Loss including the Statement of Other Comprehensive Income, the Cash Flow Statement and Statement of Changes in Equity dealt with by this Report are in agreement with the books of account;

(d) In our opinion, the aforesaid Ind AS financial statements comply with the Accounting Standards specified under section 133 of the Act, read with Rule 7 of the Companies (Accounts) Rules, 2014 and the Companies (Indian Accounting Standards) Rules, 2015, as amended;

(e) On the basis of written representations received from the directors as on March 31, 2017, and taken on record by the Board of Directors, none of the directors is disqualified as on March 31, 2017, from being appointed as a director in terms of section 164 (2) of the Act;

(f) With respect to the adequacy of the internal financial controls over financial reporting of the Company and the operating effectiveness of such controls, refer to our separate Report in "Annexure 2" to this report; and

(g) With respect to the other matters to be included in the Auditor's Report in accordance with Rule 11 of the Companies (Audit and Auditors) Rules, 2014, in our opinion and to the best of our information and according to the explanations given to us:

i. The Company has disclosed the impact of pending litigations on its financial position in its Ind AS financial statements - Refer Note 34 to the Ind AS financial statements;

ii. The Company did not have any long-term contracts including derivative contracts for which there were any material foreseeable losses.



S.R. BATLIBOI & CO. LLP

Chartered Accountants

iii. There were no amounts which were required to be transferred to the Investor Education and Protection Fund by the Company at the year end.

iv. The Company has provided requisite disclosures in Note 43 to these Ind AS financial statements as to the holding of Specified Bank Notes on November 8, 2016 and December 30, 2016 as well as dealings in Specified Bank Notes during the period from November 8, 2016 to December 30, 2016. Based on our audit procedures and relying on the management representation regarding the holding and nature of cash transactions, including Specified Bank Notes, we report that these disclosures are in accordance with the books of accounts maintained by the Company and as produced to us by the Management.

Other Matter

The comparative financial information of the Company for the year ended March 31, 2016 and the transition date opening balance sheet as at April 01, 2015 included in these Ind AS financial statements, prepared in accordance with the recognition and measurement principles, specified under section 133 of the Act, read with relevant rules issued thereunder and other accounting principles generally accepted in India and audited by the predecessor auditor whose report for the year ended March 31, 2016 and March 31, 2015 dated April 22, 2016, and April 27, 2015 respectively expressed an unmodified opinion on those financial statements, as adjusted for the differences in the accounting principles adopted by the Company on transition to the Ind AS, which have been audited by us.

For, S.R. Batliboi & CO. LLP
Chartered Accountants
ICAI Firm Registration Number: 301003E/E300005

per Arvind Sethi
Partner
Membership Number: 89802



Place of Signature: Pune
Date: May 15, 2017

S.R. BATLIBOI & CO. LLP

Chartered Accountants


Annexure 1 referred to in Paragraph 1 of Report on Other Legal and Regulatory Requirements of our report of even date of Dhule Palesner Tollway Limited for the year ended March 31, 2017

- (i) (a) The Company has maintained proper records showing full particulars, including quantitative details and situation of fixed assets;
(b) Fixed assets have been physically verified by the management during the year and no material discrepancies were identified on such verification;
(c) According to the information and explanations given by the management, the title deeds of immovable properties held as property, plant and equipment are in the name of the company.
- (ii) The Company's business does not involve inventories and, accordingly, the requirements under clause 3(ii) of the Order are not applicable to the Company and hence not commented upon.
- (iii) According to the information and explanations given to us, the Company has not granted any loans, secured or unsecured to companies, firms, Limited Liability Partnerships or other parties covered in the register maintained under section 189 of the Act. Accordingly, the provisions of clause 3(iii)(a), (b) and (c) of the Order are not applicable to the Company and hence not commented upon.
- (iv) In our opinion and according to the information and explanations given to us, there are no loans, investments, guarantees, and securities granted in respect of which provisions of section 185 and 186 of the Act are applicable and hence not commented upon.
- (v) The Company has not accepted any deposits within the meaning of section 73 to 76 of the Act and the Companies (Acceptance of deposits) rules, 2014 (as amended). Accordingly, the provision of clause 3(v) of the order are not applicable and hence not commented upon.
- (vi) We have broadly reviewed the books of account maintained by the Company pursuant to the rules made by the Central Government for the maintenance of cost records under section 148(1) of the Act, related to the toll collection services and are of the opinion that prima facie, the specified accounts and records have been made and maintained. We have not, however, made a detailed examination of the same.
- (vii)(a) Undisputed statutory dues including provident fund, employees' state insurance, income-tax, sales-tax, service tax, value added tax, cess and other statutory dues have generally been regularly deposited with the appropriate authorities though there has been a slight delay in a few cases. The provisions relating to custom duty and excise duty are not applicable to the Company.
- (b) According to the information and explanations given to us, no undisputed amounts payable in respect of provident fund, employees' state insurance, income-tax, service tax, sales-tax, value added tax, cess and other material statutory dues were outstanding, at the year end, for a period of more than six months from the date they became payable.
- (c) According to the information, explanation and records of the Company, the dues outstanding of income-tax, sales tax, service tax, value added tax and cess on account of any dispute, are as follows:

Name of the statute	Nature of the dues	Amount (₹ in million)	Period to which the amount relates	Forum where the dispute is pending
Income Tax Act, 1961	Income Tax*	0.28	Assessment Year 2010-11	Income Tax Appellate Tribunal
Income Tax Act, 1961	Income Tax	0.04	Assessment Year 2012-13	Income Tax Appellate Tribunal

* net of ₹ 1.53 million paid under protest.

- (viii) In our opinion and according to the information and explanations given by the management, the Company has not defaulted in repayment of loans or borrowings from banks and debenture holders. The Company did not have any dues payable to the financial institution and government during the year.



S.R. BATLIBOI & CO. LLP

Chartered Accountants

(ix) According to the information and explanations given by the management, the Company has utilized the monies raised by way of term loans and debt instruments for the purposes for which they were raised. The Company has not raised any money by way of initial public offer or further public offer and hence not commented upon.

(x) Based upon the audit procedures performed for the purpose of reporting the true and fair view of the financial statements and according to the information and explanations given by the management, we report that no fraud by the company or no fraud on the company by the officers and employees of the Company has been noticed or reported during the year.

(xi) According to the information and explanations given by the management, the provisions of section 197 read with Schedule V of the Act is not applicable to the company and hence reporting requirements under clause 3(xi) are not applicable and hence not commented upon.

(xii) In our opinion, the Company is not a nidhi company. Therefore, the provisions of clause 3(xii) of the order are not applicable to the Company and hence not commented upon.


(xiii) According to the information and explanations given by the management, transactions with the related parties are in compliance with section 177 and 188 of Act where applicable and the details have been disclosed in the notes to the Ind AS financial statements, as required by the applicable accounting standards.

(xiv) According to the information and explanations given to us and on an overall examination of the balance sheet, the company has not made any preferential allotment or private placement of shares or fully or partly convertible debentures during the year under review and hence, reporting requirements under clause 3(xiv) are not applicable to the company and not commented upon.

(xv) According to the information and explanations given by the management, the Company has not entered into any non-cash transactions with directors or persons connected with him as referred to in section 192 of the Act.

(xvi) According to the information and explanations given to us, the company is not required to be registered under section 45-IA of the Reserve Bank of India Act, 1934.

For, **S.R. Batliboi & CO. LLP**
Chartered Accountants
ICAI Firm Registration Number: 301003E/E300005


per **Arvind Sethi**
Partner
Membership Number: 89802



Place of Signature: Pune
Date: May 15, 2017

S.R. BATLIBOI & Co. LLP

Chartered Accountants

Annexure 2 of the Independent Auditor's Report of even date on the Ind AS Financial Statements Of Dhule Palesner Tollway Limited

Report on the Internal Financial Controls under Clause (i) of Sub-section 3 of Section 143 of the Companies Act, 2013 ("the Act")

We have audited the internal financial controls over financial reporting of Dhule Palesner Tollway Limited ("the Company") as of March 31, 2017 in conjunction with our audit of the Ind AS financial statements of the Company for the year ended on that date.

Management's Responsibility for Internal Financial Controls

The Company's Management is responsible for establishing and maintaining internal financial controls based on the internal control over financial reporting criteria established by the Company considering the essential components of internal control stated in the Guidance Note on Audit of Internal Financial Controls over Financial Reporting issued by the Institute of Chartered Accountants of India. These responsibilities include the design, implementation and maintenance of adequate internal financial controls that were operating effectively for ensuring the orderly and efficient conduct of its business, including adherence to the Company's policies, the safeguarding of its assets, the prevention and detection of frauds and errors, the accuracy and completeness of the accounting records, and the timely preparation of reliable financial information, as required under the Act.

Auditor's Responsibility


Our responsibility is to express an opinion on the Company's internal financial controls over financial reporting based on our audit. We conducted our audit in accordance with the Guidance Note on Audit of Internal Financial Controls Over Financial Reporting (the "Guidance Note") and the Standards on Auditing as specified under section 143(10) of the Act, to the extent applicable to an audit of internal financial controls, both applicable to an audit of Internal Financial Controls and, both issued by the Institute of Chartered Accountants of India. Those Standards and the Guidance Note require that we comply with ethical requirements and plan and perform the audit to obtain reasonable assurance about whether adequate internal financial controls over financial reporting was established and maintained and if such controls operated effectively in all material respects.

Our audit involves performing procedures to obtain audit evidence about the adequacy of the internal financial controls system over financial reporting and their operating effectiveness. Our audit of internal financial controls over financial reporting included obtaining an understanding of internal financial controls over financial reporting, assessing the risk that a material weakness exists, and testing and evaluating the design and operating effectiveness of internal control based on the assessed risk. The procedures selected depend on the auditor's judgement, including the assessment of the risks of material misstatement of the financial statements, whether due to fraud or error.

We believe that the audit evidence we have obtained is sufficient and appropriate to provide a basis for our audit opinion on the internal financial controls system over financial reporting.

Meaning of Internal Financial Controls Over Financial Reporting

A company's internal financial control over financial reporting is a process designed to provide reasonable assurance regarding the reliability of financial reporting and the preparation of financial statements for external purposes in accordance with generally accepted accounting principles. A company's internal financial control over financial reporting includes those policies and procedures that (1) pertain to the maintenance of records that, in reasonable detail, accurately and fairly reflect the transactions and dispositions of the assets of the company; (2) provide reasonable assurance that transactions are recorded as necessary to permit preparation of financial statements in accordance with generally accepted accounting principles, and that receipts and expenditures of the company are being made only in accordance with



S.R. BATLIBOI & CO. LLP

Chartered Accountants

authorisations of management and directors of the company; and (3) provide reasonable assurance regarding prevention or timely detection of unauthorised acquisition, use, or disposition of the company's assets that could have a material effect on the financial statements.

Inherent Limitations of Internal Financial Controls Over Financial Reporting

Because of the inherent limitations of internal financial controls over financial reporting, including the possibility of collusion or improper management override of controls, material misstatements due to error or fraud may occur and not be detected. Also, projections of any evaluation of the internal financial controls over financial reporting to future periods are subject to the risk that the internal financial control over financial reporting may become inadequate because of changes in conditions or that the degree of compliance with the policies or procedures may deteriorate.

Opinion

In our opinion, the Company has, in all material respects, an adequate internal financial controls system over financial reporting and such internal financial controls over financial reporting were operating effectively as at March 31, 2017, based on the internal control over financial reporting criteria established by the Company considering the essential components of internal control stated in the Guidance Note on Audit of Internal Financial Controls Over Financial Reporting issued by the Institute of Chartered Accountants of India.

For, S.R. Batliboi & CO. LLP

Chartered Accountants

ICAI Firm Registration Number: 301003E/E300005



per Arvind Sethi

Partner

Membership Number: 89802



Place of Signature: Pune

Date: May 15, 2017

Dhule Palesner Tollway Limited
Balance Sheet as at March 31, 2017

Particulars	Note No.	As at	As at	As at
		March 31, 2017	March 31, 2016	Apr 1, 2015
		INR In Million	INR In Million	INR In Million
ASSETS				
1 Non-current Assets				
(a) Property, plant and equipments	5	14.43	22.19	24.11
(b) Intangible assets	6	11,917.68	12,529.57	12,648.66
(c) Financial Assets				
(i) Other financial assets	9	0.50	1.01	1.03
(d) Other non current assets	10	7.22	2.43	2.43
Total Non-current assets		11,939.83	12,555.20	12,676.23
2 Current Assets				
(a) Financial assets				
(i) Investments	7	-	13.68	-
(ii) Cash and cash equivalents	8	104.32	61.53	32.68
(iii) Other financial assets	9	253.21	6.58	1.46
(b) Other current assets	10	20.89	14.51	20.62
Total Current assets		378.42	96.30	54.76
Total Assets		12,318.25	12,651.50	12,730.99
EQUITY AND LIABILITIES				
EQUITY				
Equity share capital	11	687.80	687.80	687.80
Other equity	12	432.35	812.02	1,359.28
Total equity		1,120.15	1,499.82	2,047.08
LIABILITIES				
1 Non-current Liabilities				
(a) Financial Liabilities				
(i) Borrowings	13	9,923.45	10,144.72	10,001.07
(b) Provisions	14	0.88	284.25	114.94
Total Non-current liabilities		9,924.33	10,428.97	10,116.01
2 Current Liabilities				
(a) Financial Liabilities				
(i) Borrowings	15	258.17	138.81	-
(ii) Trade payables	16	38.91	57.48	32.58
(ii) Other financial liabilities	17	424.51	513.19	531.79
(b) Other current liabilities	18	14.30	13.11	3.53
(c) Provisions	14	537.88	0.12	-
Total Current liabilities		1,273.77	722.71	567.90
Total Equity and Liabilities		12,318.25	12,651.50	12,730.99

Summary of significant accounting policies

3

The accompanying notes are an integral part of these financial statements.

As per our report of even date

For S.R. Batliboi & Co. LLP
Chartered Accountants
ICAI Firm Registration No.:301003E/E300005

per *Anand Sethi*
Partner
Membership No.: 89802

For and on behalf of the Board of Directors of
Dhule Palesner Tollway Limited

Vikram Patel
Vikram Patel
Director
DIN No.: 00048318


Nitin Patel
Nitin Patel
Director
DIN No.:000466330

Sumit Patel
Sumit Patel
Company Secretary
M.No. -A47685



Rajkumar Dhoot
Rajkumar Dhoot
C.F.O

Place: Pune
Date :May 15, 2017

Place: Ahmedabad
Date :May 15, 2017



Dhule Palesner Tollway Limited
Statement of Profit and Loss for the year ended March 31, 2017

Particulars	Note No.	March 31, 2017	March 31, 2016
		INR in Million	INR in Million
INCOME			
I Revenue from operations	19	1,826.93	1,913.52
II Other Income	20	88.21	1.10
III Total Income (I + II)		1,915.14	1,914.62
EXPENSES			
Construction expense		136.66	412.28
Operating expense	21	337.98	273.66
Employee benefits expenses	22	47.77	5.33
Finance cost	23	1,129.36	1,347.26
Depreciation and amortization expenses	24	615.17	533.96
Other expenses	25	27.00	66.84
IV Total Expenses		2,293.94	2,639.33
V Loss before tax (III - IV)		(378.80)	(724.71)
VI Tax Expenses			
Current Tax		-	-
Deferred Tax		-	-
Adjustment of tax relating to earlier years		0.13	-
VII Total Tax Expenses		0.13	-
VIII Loss for the year (V-VII)		(378.93)	(724.71)
Other Comprehensive Income			
Other comprehensive Income to be reclassified to profit or loss in subsequent periods:			
Remeasurements (losses) on defined benefit plans (refer note 31)		(0.72)	-
Income tax effect			
IX Total Comprehensive Income for the year		(0.72)	-
X Total Comprehensive Income for the year, net of tax (VIII+IX)		(379.65)	(724.71)
Earning per share [Nominal Value of share INR 10/-]			
Basic and diluted	30	(5.51)	(10.54)
Summary of significant accounting policies			
3			
The accompanying notes are an integral part of these financial statements.			
As per our report of even date			
For S.R.Batlubo & Co. LLP Chartered Accountants ICAI Firm Registration No.: 304003E/E300005		For and on behalf of the Board of Directors of Dhule Palesner Tollway Limited	
per <i>Asvind Senji</i> Partner Membership No.: 89882		<i>Nitin Patel</i> Nitin Patel Director DIN No.: 000466330	
		<i>Sumit Patel</i> Sumit Patel Company Secretary M.No. -A47685	
		<i>Rajkumar Dhoot</i> Rajkumar Dhoot C.F.O	
Place: Pune Date: May 15, 2017		Place: Ahmedabad Date: May 15, 2017	

Dhule Palesner Tollway Limited
Statement of Changes in Equity for the year ended March 31, 2017

A Equity Share Capital

Equity shares of INR 10 each issued, subscribed and fully paid	No of Shares.	(INR In Million)
As at 1 April 2015	68,780,000	687.80
As at 31 March 2016	68,780,000	687.80
As at 31 March 2017	68,780,000	687.80


B Other Equity

Particulars	Equity Component of Compound Financial Instrument (note 12)	Retained Earning (note 12)	Total
	INR in Million	INR In Million	INR In Million
As at April 1, 2015	3,820.17	(2,460.88)	1,359.29
Loss for the year	-	(724.71)	(724.71)
Other Comprehensive income for the year	-	-	-
Addition in equity component of compound financial instruments	177.34	-	177.34
As at March 31, 2016	3,997.51	(3,185.49)	812.02
As at April 1, 2016	3,997.51	(3,185.49)	812.02
Loss for the year	-	(378.93)	(378.93)
Other Comprehensive income for the year	-	(0.72)	(0.72)
As at March 31, 2017	3,997.51	(3,565.14)	432.35

The accompanying notes are an integral part of these financial statements.
As per our report of even date

For S.R. Batlipoi & Co. LLP
Chartered Accountants
ICAI Firm Registration No. 301003E/E300005

per *Arvind Sethi*
Partner
Membership No.: 89802



For and on behalf of the Board of Directors of
Dhule Palesner Tollway Limited

Vikram Patel
Vikram Patel Nitin Patel
Director Director
DIN No.: 00048318 DIN No.: 000466330

Sumit Patel
Sumit Patel Rajkumar Dhoot
Company Secretary C.F.O
M.No. -A47685

Place: Ahmedabad
Date :May 15, 2017



Dhule Palesner Tollway Limited
Cash Flow Statement For the year ended March 31, 2017

Particulars	March 31, 2017	March 31, 2016
	INR In Million	INR In Million
(A) Operating activities		
Net (Loss) before Tax	(378.80)	(724.71)
Adjustments to reconcile profit before tax to net cash flows:		
Depreciation and amortisation	615.17	533.96
Interest and other borrowing cost	1,129.36	1,347.26
Gain on sale of units in mutual funds	(6.70)	(0.99)
Allowance for Expected credit loss / doubtful receivable	2.16	-
Liability written back	(4.47)	-
Periodic Major Maintenance Expense	224.55	157.71
Operating profit before working capital changes	1,581.27	1,313.23
Working Capital Changes:		
(Increase)/Decrease in financial asset	(248.28)	(5.10)
Decrease/(Increase) in current assets	(6.51)	6.11
Decrease/(Increase) in Trade payable	(18.57)	24.90
Increase/(Decrease) in financial liabilities	(119.70)	54.39
Increase/(Decrease) in current liabilities	1.19	9.58
Increase/(Decrease) in provisions	1.27	0.17
Cash Generated from Operations	1,190.67	1,403.28
Direct taxes paid (net of income tax refund)	(4.79)	-
Net cash flow from operating activities (A)	1,185.88	1,403.28
(B) Cash Flows from investing activities		
Purchase of tangible and intangible assets	(0.10)	(413.50)
Sale of Fixed assets	0.10	0.65
Purchase of units in mutual funds	(1,650.83)	(520.89)
Sale of units in mutual funds	1,671.21	508.20
Net cash (used) in / generated from investing activities (B)	20.37	(425.54)
(C) Cash Flows from financing activities		
Repayment of non-current borrowings	(193.28)	(18,477.69)
Proceeds from non-current borrowings	-	18,690.00
Proceeds from equity compound financial instruments	-	44.99
Proceeds from current borrowings	449.35	138.82
Repayment of current borrowings	(330.00)	-
Interest and other borrowing cost paid	(1,089.54)	(1,345.01)
Net cash (used) in financing activities (C)	(1,163.47)	(948.89)
Net Increase / (decrease) in cash and cash equivalents (A + B + C)	42.78	28.82
Cash and cash equivalents at beginning of the year	61.53	32.68
Cash and cash equivalents at end of the year	104.31	61.53

Notes:

(i) Components of cash and cash equivalents (refer note 8)


	March 31, 2017	March 31, 2016
	INR In Million	INR In Million
Cash on hand	8.47	8.16
Balances with banks in current accounts	95.85	53.37
Cash and cash equivalents	104.32	61.53


(ii) The cash flow statement has been prepared under indirect method as per Indian Accounting Standard -7 "Cash Flow Statement".

(iii) Figures in brackets represent outflows.

As per our report of even date

For S. R. Battliboi & Co. LLP
Chartered Accountants
ICAI Firm Registration No.: 301003E/E300005

per 
Partner
Membership No.: 89802



For and on behalf of the Board of Directors of
Dhule Palesner Tollway Limited


Vikram Patel
Director
DIN No.: 00048318


Sumit Patel
Company Secretary
M.No. -A47685

Nitin Patel
Director
DIN No.: 000466330

Rajkumar Dhoot
C.F.O

Place: Pune
Date :May 15, 2017

Place: Ahmedabad
Date :May 15, 2017



Dhule Palesner Tollway Limited
Notes to Financial statement for the year ended March 31, 2017

1. Company information:

Dhule Palesner Tollway Limited ("the Company") is a private company domiciled in India and is incorporated under the provisions of the Companies Act applicable in India. It's is whole owned subsidiary of Sadbhav Infrastructure Project Limited which is listed on Two recognized stock exchanges in India. The registered office of the company is located at "Sadbhav House", Opp. Law Garden Police Chowki, Ellisbridge, Ahmedabad – 380 006.

The Company was incorporated as a Special Purpose Vehicle (SPV) in March, 2009, the purpose of four laning of MP/ Maharashtra Border- Dhule section of NH-3 from KM 168.500 to KM 265.00 in the state of Maharashtra under phase II on Design, Build, Finance, Operate and Transfer ("DBFOT") basis. The Company has entered into Concession Agreement with National Highways Authority of India (NHAI) with a Concession Period of 18 years including construction period of 910 days w.e.f. 21st December, 2009. The Company had received provisional completion certificate dated 23rd January, 2012 from NHAI. The toll collection had commenced from that date.

The financial statements were authorized for issue in accordance with a resolution of the directors on May 15, 2017.

2. Basis of preparation

The financial statements of the Company have been prepared in accordance with Indian Accounting Standards (Ind AS) notified under section 133 of the Companies Act, 2013 read with Rule 3 of the Companies (Indian Accounting Standards) Rules, 2015 and Companies (Indian Accounting Standards) Amendment Rules, 2016.

For all period up to and including the year ended March 31, 2016, the Company prepared its financial statement in accordance with the Accounting standards specified in Section 133 of the Companies Act, 2013, read with Rule 7 of the Companies (Accounts) Rules, 2014 ("Indian GAAP") and other relevant provision of the Act. These financial statements for the year ended March 31, 2017 are the first financial statements that the company has prepared in accordance with Ind AS. Refer to note no 40 for information of how the transition from previous GAAP to Ind AS has affected the company's Balance sheet, Statement of profit & loss including other comprehensive income and Statement of cash flow.



The financial statements have been prepared on a historical cost basis, except for the followings:

- Certain financial assets and liabilities measured at fair value (refer accounting policy regarding financial instruments),

The financial statements are presented in INR and all values are rounded to the nearest million (INR 000,000), except when otherwise indicated.

3. Summary of significant accounting policies

The following are the significant accounting policies applied by the company in preparing its financial statements:



Dhule Palesner Tollway Limited
Notes to Financial statement for the year ended March 31, 2017

3.1 Current versus non-current classification

The Company presents assets and liabilities in the Balance Sheet based on current/non-current classification. An asset is current when it is:

- Expected to be realised or intended to be sold or consumed in the normal operating cycle;
- Expected to be realised within twelve months after the reporting period; or
- Cash or cash equivalent unless restricted from being exchanged or used to settle a liability for at least twelve months after the reporting period.

All other assets are classified as non-current.

A liability is current when:

- It is expected to be settled in the normal operating cycle;
- It is due to be settled within twelve months after the reporting period; or
- There is no unconditional right to defer the settlement of the liability for at least twelve months after the reporting period.

The Company classifies all other liabilities as non-current.

Deferred tax assets and liabilities are classified as non-current assets and liabilities.

Operating cycle

The operating cycle is the time between the acquisition of assets for processing and their realization in cash and cash equivalents. The Company's has identified twelve months as its normal operating cycle.

3.2 Service Concession Arrangement


Toll collection rights

The Company builds infrastructure assets under public-to-private Concession Arrangements which it operates and maintains for periods specified in the Concession Arrangements.

Under the Concession Agreements, where the Company has received the right to charge users of the public service, such rights are recognised and classified as "Intangible Assets" in accordance with Appendix A to Ind AS 11. Such right is not an unconditional right to receive consideration because the amounts are contingent to the extent that the public uses the service and thus are recognised and classified as intangible assets. Such an intangible asset is recognised by the Company at cost (which is the fair value of the consideration received or receivable for the construction services delivered) and is capitalized when the project is complete in all respects and when the company receives the completion certificate from the authority as specified in the Concession Agreement. The economics of the project is for the entire length of the road / infrastructure as per the bidding submitted.

Amortization of Toll collection rights

The intangible assets which are recognised in the form of Toll right to charge users of the infrastructure asset are amortized by taking proportionate of actual revenue received for the year over Total Projected Revenue from project to Cost of Intangible assets i.e. proportionate of actual revenue earned for the year



Dhule Palesner Tollway Limited
Notes to Financial statement for the year ended March 31, 2017

over Total Projected Revenue from the Intangible assets expected to be earned over the balance concession period as estimated by the management.

As required, total Projected Revenue reviewed by the management at the end of the each financial year and accordingly, the total projected revenue is adjusted to reflect any changes in the estimates which lead to the actual collection at the end of the concession period.

Construction revenue:

Contract revenue and costs associated with project related activities are accrued and recognized by reference to the stage of completion of the projects at the reporting date. The stage of completion of a project is determined by the proportion that the contract cost incurred for work performed up to the reporting date bears to the estimated total contract costs.

Any excess revenue recognized in accordance with the stage of completion of the project, in comparison to the amounts billed to the clients in accordance with the milestones completed as per the respective project, is accrued as "Unearned Revenue".

Any short revenue recognized in accordance with the stage of completion of the project, in comparison to the amounts billed to the clients in accordance with the milestones completed as per the respective project, is carried forward as "Unbilled Revenue".

An expected loss on construction contract is recognized as an expense immediately when it is certain that total contract costs will exceed the total contract revenue.

Price escalation and other claims and/or variation in the contract work are included in contract revenue only when it probable that customer will accept the claim and the amount that is probable will be accepted by the customer can be measured reliably.


3.3 Property, Plant and Equipment

Property, Plant and Equipment are stated at cost, net of accumulated depreciation and accumulated impairment losses, if any. Such cost comprise the purchase price, borrowing costs if the recognition criteria are met and directly attributable cost of bringing the assets to its working condition for its intended use. When significant parts of plant and equipment are required to be replaced at intervals, the company depreciates them separately based on their specific useful lives.

All other expenses on existing property plant and equipment, including day-to-day repair and maintenance expenditure are charged to the statement of profit and loss for the period during which such expenses are incurred.

Derecognition

An item of property, plant and equipment is derecognised upon disposal or when no future economic benefits are expected from its use or disposal. Any gain or loss arising on derecognition of the asset



Dhule Palesner Tollway Limited
Notes to Financial statement for the year ended March 31, 2017

(calculated as the difference between the net disposal proceeds and the carrying amount of the asset) is included in the Statement of Profit and Loss when the asset is derecognised.

Depreciation

Depreciation on Property, Plant and Equipment is provided on the written down value method basis over useful lives of the assets as prescribed under Part C of Schedule II to the Companies Act, 2013. When parts of an item of property, plant and equipment have different useful life, they are accounted for as separate items (Major Components) and are depreciated over their useful life or over the remaining useful life of the principal assets whichever is less.

Depreciation for assets purchased/sold during a period is proportionately charged for the period of use.

The residual value, useful live and method of depreciation of Property, Plant and Equipment are reviewed at each financial year end and adjusted prospectively, if appropriate.

3.4 Intangible assets:

Intangible assets acquired separately are measured on initial recognition at cost. Following initial recognition, Intangible assets are carried at cost less accumulated amortisation and accumulated impairment losses, if any

The useful lives of intangible assets are assessed as either finite or indefinite.



Intangible assets with finite lives are amortised over their useful economic lives and assessed for impairment whenever there is an indication that the intangible asset may be impaired. The amortisation period and the amortisation method for an intangible asset with a finite useful life are reviewed at least at the end of each reporting period. Changes in the expected useful life or the expected pattern of consumption of future economic benefits embodied in the asset are considered to modify the amortisation period or method, as appropriate, and are treated as changes in accounting estimates. The amortisation expense on intangible assets with finite lives is recognised in the Statement of Profit and Loss.

Intangible assets with indefinite useful lives are not amortised, but are tested for impairment annually, either individually or at the cash-generating unit level. The assessment of indefinite life is reviewed annually to determine whether the indefinite life continues to be supportable. If not, the change in useful life from indefinite to finite is made on a prospective basis.

Gains or losses arising from derecognition of an intangible asset are measured as the difference between the net disposal proceeds and the carrying amount of the asset and are recognised in the Statement of Profit and Loss when the asset is derecognised.

Amortisation

Software is amortized over management estimate of its useful life of 3-6 years.



Dhule Palesner Tollway Limited
Notes to Financial statement for the year ended March 31, 2017

The residual value, useful life and method of depreciation of intangible assets are reviewed at each financial year end and adjusted prospectively, if appropriate.

3.5 Impairment – Non-financial assets

The company assesses at each reporting date whether there is an indication that an asset may be impaired. If any indication exists the company estimates the asset's recoverable amount. An asset's recoverable amount is the higher of an asset's fair value less costs to sell and its value in use. The recoverable amount is determined for an individual asset which is based on the discounting of estimated future cash flows to their present value using a pre-tax discount rate that reflects current market assessments of the time value of money and the risks specific to the asset. In determining net selling price, recent market transactions are taken into account, if available. If no such transactions can be identified, an appropriate valuation model is used. When the carrying amount of an asset exceeds its recoverable amount, the asset is considered impaired and is written down to its recoverable amount. The impairment loss is recognized in the statement of profit and loss.

The Company bases its impairment calculation on detailed budgets and forecasts calculation (DCF method). These budgets and forecasts calculations generally covering a period of the concession agreements using long terms growth rates applied to future cash flows.

Intangible assets with indefinite useful lives are tested for impairment annually as and when circumstances indicate that the carrying value may be impaired and charges to statement of profit and loss accounts.

3.6 Revenue Recognition

Revenue is recognized to the extent that it is probable that the economic benefits will flow to the Company and the revenue can be reliably measured, regardless of when the payment is being made. Revenue is measured at the fair value of the consideration received or receivable, taking into account contractually defined terms of payment and excluding taxes or duties collected on behalf of the government.

The specific recognition criteria described below must also be met before revenue is recognized.

Toll collection income



The revenue is recognized in the period of collection which generally coincide as and when the traffic passes through toll – plazas.

Gain or loss on sale of Mutual Fund

Gain or Loss on sale of mutual fund is recorded on transfer of title from the Company, and is determined as the difference between the sale price and carrying value of mutual fund and other incidental expenses.

Dividend

Income from dividend on investments is accrued in the year in which it is declared, whereby right to receive is established.



Dhule Palesner Tollway Limited
Notes to Financial statement for the year ended March 31, 2017

3.7 Investment Property

Investment Property is measured initially at cost including related transaction costs. Such cost comprises the purchase price, borrowing cost if capitalization criteria are met. Subsequent to initial recognition, investment properties are stated at cost less accumulated depreciation and accumulated impairment loss, if any. All day-to-day repair and maintenance expenditure are charged to the statement of profit and loss for the period during which such expenses are incurred.

An investment property is derecognised on disposal or on permanently withdrawal from use or when no future economic benefits are expected from its disposal. Any gain or loss arising on derecognition of the asset (calculated as the difference between the net disposal proceeds and the carrying amount of the asset) is included in the Statement of Profit and Loss when the asset is derecognised.

3.8 Borrowing costs

Borrowing costs directly attributable to the acquisition, construction or production of an asset that necessarily takes a substantial period of time to get ready for its intended use or sale are capitalized as part of the cost of the respective asset. Investment income earned on temporary investment of specific borrowing pending their expenditure on qualifying assets is deducted from the borrowing costs eligible for capitalization. All other borrowing costs are expensed in the year they occur. Borrowing cost consist of interest and other costs that company incurs in connection with the borrowing of funds as defined in Indian Accounting Standard 23 – Borrowing Cost.

3.9 Leases

The determination of whether an arrangement is, or contains, a lease is based on the substance of the arrangement at the inception of the lease. The arrangement is assessed for whether fulfilment of the arrangement is dependent on the use of a specific asset or assets or the arrangement conveys a right to use the asset or assets, even if that right is not explicitly specified in an arrangement.

Company as lessee

A lease is classified at the inception date as a finance lease or an operating lease. A lease that transfers substantially all the risks and rewards incidental to ownership to the company is classified as a finance lease. An operating lease is a lease other than a finance lease.

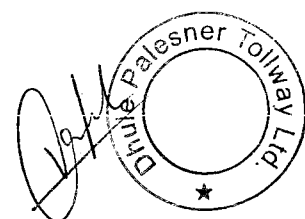
Operating lease payments are recognised as an operating expense in the Statement of Profit and Loss on a straight-line basis over the lease term except the case where incremental lease reflects inflationary effect and lease expense is accounted in such case by actual rent for the period.

3.10 Financial Instruments

A financial instrument is any contract that gives rise to a financial asset of one entity and a financial liability or equity instrument of another entity.

a) Financial assets

i. Initial recognition and measurement of financial assets



Dhule Palesner Tollway Limited
Notes to Financial statement for the year ended March 31, 2017

All financial assets are recognized initially at fair value. Transaction costs that are directly attributable to the acquisition of financial assets that are not at fair value through profit or loss are added to the fair value on initial recognition.

ii. Subsequent measurement of financial assets

For purposes of subsequent measurement, financial assets are classified in three categories:

- Financial assets at amortized cost
- Financial assets at fair value through profit or loss (FVTPL)

• **Financial assets at amortized cost :**

A financial asset is measured at amortized cost if it is held within a business model whose objective is to hold financial assets in order to collect contractual cash flows and the contractual terms of the financial asset give rise on specified dates to cash flows that are solely payments of principal and interest (SPPI) on the principal amount outstanding.

• **Financial assets at fair value through profit or loss:**

FVTPL is a residual category for financial assets. Any financial asset which does not meet the criteria for categorization as at amortized cost or as FVTOCI is classified as at FVTPL.

iii. De-recognition of financial assets



A financial asset is de-recognized when the contractual rights to the cash flows from the financial asset expire or the Company has transferred its contractual rights to receive cash flows from the asset or has assumed an obligation to pay the received cash flows in full without material delay to a third party under a 'pass-through' arrangement; and either (a) the Company has transferred substantially all the risks and rewards of the asset, or (b) the Company has neither transferred nor retained substantially all the risks and rewards of the asset, but has transferred control of the asset.

When the Company has transferred its rights to receive cash flows from an asset or has entered into a pass-through arrangement, it evaluates if and to what extent it has retained the risks and rewards of ownership. When it has neither transferred nor retained substantially all of the risks and rewards of the asset, nor transferred control of the asset, the Company continues to recognize the transferred asset to the extent of the Company's continuing involvement. In that case, the Company also recognizes an associated liability. The transferred asset and the associated liability are measured on a basis that reflects the rights and obligations that the Company has retained.

Continuing involvement that takes the form of a guarantee over the transferred asset is measured at the lower of the original carrying amount of the asset and the maximum amount of consideration that the Company could be required to repay.

iv. Impairment of financial assets

The Company recognizes loss allowances using the expected credit loss (ECL) model for the financial assets. Expected credit losses are measured at an amount equal to the 12-month ECL, unless there has



Dhule Palesner Tollway Limited
Notes to Financial statement for the year ended March 31, 2017

been a significant increase in credit risk from initial recognition in which case those are measured at lifetime ECL. The amount of expected credit losses (or reversal) that is required to adjust the loss allowance at the reporting date to the amount that is required to be recognized as an impairment gain or loss in profit or loss.

b) Financial Liabilities

i. Initial recognition and measurement of financial liabilities

The Company's financial liabilities include trade and other payables, loans and borrowings including bank overdrafts and derivative financial instruments.

All financial liabilities are recognized initially at fair value in case of loan and borrowings and payable, fair value is reduced by directly attributable transaction costs.

ii. Subsequent measurement of financial liabilities

The measurement of financial liabilities depends on their classification, as described below:

• **Financial liabilities at fair value through profit or loss**

Financial liabilities at fair value through profit or loss include financial liabilities designated upon initial recognition as at fair value through profit or loss (FVTPL).

Financial liabilities designated upon initial recognition at fair value through profit or loss are designated at the initial date of recognition, and only if the criteria in Ind-AS 109 are satisfied. For liabilities designated as FVTPL, fair value gains/ losses on changes in fair value of such liability are recognized in the statement of profit or loss.

• **Loans and Borrowings**

After initial recognition, interest-bearing borrowings are subsequently measured at amortised cost using the EIR method. Gains and losses are recognised in profit or loss when the liabilities are derecognised as well as through the EIR amortisation process.


Amortised cost is calculated by taking into account any discount or premium on acquisition and fees or costs that are an integral part of the EIR. The EIR amortisation is included as finance costs in the statement of profit and loss. This category generally applies to borrowings.

• **Equity component of Compound financial instruments**

The Company has borrowed subordinated in nature of Sponsors contribution in the project as per requirement of loan agreement, which the company has classified in the other equity as the same is redeemable at the Company's option and without coupon as per terms of contract.

iii. Derecognition of financial liabilities

A financial liability (or a part of a financial liability) is derecognised from its balance sheet when the obligation specified in the contract is discharged or cancelled or expired.



Dhule Palesner Tollway Limited
Notes to Financial statement for the year ended March 31, 2017

When an existing financial liability is replaced by another from the same lender on substantially different terms, or the terms of an existing liability are substantially modified, such an exchange or modification is treated as the derecognition of the original liability and the recognition of a new liability. The difference in the respective carrying amounts is recognised in the statement of profit or loss.

c) Derivative financial instruments

The Company uses derivative financial instruments, such as options and interest rate swaps, to hedge its foreign currency risks and interest rate risks. These derivative contracts does not qualify for hedge accounting under Ind AS 109, financial instrument and are initially recognized at fair value on the date on which a derivative contract is entered into and are subsequently re-measured at fair value. Derivatives are carried as financial assets when the fair value is positive and as financial liabilities when the fair value is negative. Any gains or losses arising from changes in the fair value of derivatives are taken directly to profit or loss.

d) Offsetting of financial instruments

Financial assets and financial liabilities are offset and the net amount is reported in the balance sheet if the Company currently has enforceable legal right to offset the recognised amounts and there is an intention to settle on a net basis, to realise the assets and settle the liabilities simultaneously.

3.11 Fair Value Measurement

The company measures financial instruments such as derivatives and Investment in Mutual Fund at fair value at each balance sheet date.


Fair value is the price that would be received to sell an asset or paid to transfer a liability in an orderly transaction between market participants at the measurement date. The fair value measurement assumes that the transaction to sell the asset or transfer the liability takes place either:

- In the principal market for the asset or liability, or
- In the absence of a principal market, in the most advantageous market for the asset or liability

The principal or the most advantageous market must be accessible by the Company.

The fair value of an asset or a liability is measured using the assumptions that market participants would use when pricing the asset or liability, assuming that market participants act in their economic best interest.

A fair value measurement of a non-financial asset takes into account a market participant's ability to generate economic benefit by using the asset in its highest and best use or by selling it to another market participant that would use the asset in its highest and best use.



Dhule Palesner Tollway Limited
Notes to Financial statement for the year ended March 31, 2017

The company uses valuation techniques that are appropriate in the circumstances and for which sufficient data are available to measure fair value, maximizing the use of relevant observable inputs and minimizing the use of unobservable inputs.

All assets and liabilities for which fair value is measured or disclosed in the financial statements are categorized within the fair value hierarchy, described as follows, based on the lowest level input that is significant to the fair value measurement as a whole:

- Level 1 – Quoted (unadjusted) market price in active markets for identical assets or liabilities
- Level 2 – Valuation techniques for which the lowest level input that is significant to the fair value measurement is directly or indirectly observable
- Level 3 - Valuation techniques for which the lowest level input that is significant to the fair value measurement is unobservable

For assets and liabilities that are recognised in the financial statements on a recurring basis, the company determines whether transfers have occurred between levels in the hierarchy by re-assessing categorization (based on the lowest level input that is significant to the fair value measurement as a whole) at the end of each reporting period.

The company's management determines the policies and procedures for both recurring fair value measurement, such as derivative instruments

At each reporting date, the management analyses the movements in the values of assets and liabilities which are required to be re-measured or re-assessed as per the company's accounting policies. For this analysis, the management verifies the major inputs applied in the latest valuation by agreeing the information in the valuation computation to contracts and other relevant documents.


The management also compares the change in the fair value of each asset and liability with relevant external sources to determine whether the change is reasonable on yearly basis.

For the purpose of fair value disclosures, the Company has determined classes of assets and liabilities on the basis of the nature, characteristics and risks of the asset or liability and the level of the fair value hierarchy, as explained above.

3.12 Employee Benefits

a) Short Term Employee Benefits

All employee benefits payable are expected to be settled wholly within 12 months after the end of the reporting period are classified as short term benefits. Such benefits include salaries, wages, bonus, short term compensation etc. and the same are recognized as an expense in the statement of profit and loss in the period in which the employee renders the related services.



Dhule Palesner Tollway Limited
Notes to Financial statement for the year ended March 31, 2017

b) Post-Employment Benefits

(i) Defined contribution plan

The Company's approved provident fund scheme is defined contribution plans. The Company has no obligation, other than the contribution paid/payable under such schemes. The contribution paid/payable under the schemes is recognised and charged to statement of profit & loss account during the period in which the employee renders the related service.

(ii) Defined benefit plan

The employee's gratuity scheme is a defined benefit plan. The present value of the obligation under such defined benefit plans is determined based on the actuarial valuation using the Projected Unit Credit Method as at the date of the Balance sheet.

Re-measurements, comprising of actuarial gains and losses, the effect of the asset ceiling, excluding amounts included in net interest on the net defined benefit liability are recognised immediately in the Balance Sheet with a corresponding debit or credit to retained earnings through Other Comprehensive Income (OCI) in the period in which they occur. Re-measurements are not reclassified to Statement of Profit and Loss in subsequent periods.

Net interest is calculated by applying the discount rate to the net defined benefit liability or asset. The Company recognises the following changes in the net defined benefit obligation as an expense in the Statement of profit and loss:

- Service costs comprising current service costs, past-service costs, gains and losses on curtailments and non-routine settlements; and
- Net interest expense or income

c) Other Employment benefits

The employee's compensated absences, which is expected to be utilized or encashed within the next 12 months, is treated as short-term employee benefit. The company measures the expected cost of such absences as the additional amount that it expects to pay as result of the unused entitlement that has accumulated at the reporting date. As per Company's policy, no leave are expected to be carried forward beyond 12 month from the reporting date.


3.13 Income tax

Income tax expense comprises current tax and deferred tax.

Current Tax

Current income tax assets and liabilities are measured at the amount expected to be recovered from or paid to the taxation authorities in accordance with Income tax 1961. The tax rates and tax laws used to compute the amount are those that are enacted or substantively enacted at the reporting date.

Current income tax relating to items recognised outside profit or loss is recognised outside profit or loss (either in other comprehensive income or in equity). Current income tax are recognised in correlation to



Dhule Palesner Tollway Limited
Notes to Financial statement for the year ended March 31, 2017

the underlying transaction either in other comprehensive income or directly in equity. Management periodically evaluates positions taken in the tax returns with respect to situations in which applicable tax regulations are subject to interpretation and establishes provisions where appropriate.

Deferred Tax

Deferred tax is provided using the balance sheet approach. Deferred tax is recognized on temporary differences between the tax bases of assets and liabilities and their carrying amounts for financial reporting purposes at the reporting date.


Deferred tax liabilities are recognised for all taxable temporary differences except when the deferred tax liability arises from the initial recognition of an asset or liability in a transaction that affects neither the accounting profit nor taxable profit or loss.

Deferred tax assets are recognised for all deductible temporary differences, carry forward of unused tax losses and carry forward of unused tax credits to the extent that it is probable that taxable profit will be available against which those temporary differences, losses and tax credit can be utilized except when the deferred tax asset relating to the deductible temporary difference arises from the initial recognition of an asset or liability in a transaction that affects neither the accounting profit nor taxable profit or loss.

As per provision of Income tax Act 1961, the Company is eligible for a tax holiday under section 80IA for a block of 10 consecutive assessment year out of 20 year beginning of toll operation. The current year is fourth year of company's operation and it propose to start claiming tax holiday in the subsequent year only. No deferred tax (assets or liabilities) is recognized in respect of temporary difference which reverse during tax holiday period, to the extent such gross total income is subject to the deduction during the tax holiday period. Deferred tax in respect of timing difference which is reverse after the tax holiday period is recognised in the year in which the timing difference originate. However, the company restricts recognition of deferred tax assets to the extent that it has become probable that sufficient taxable profit will be available to allow all or part of the deferred tax asset to be utilized. For recognition of deferred tax, the timing difference which originate first are considered to reverse first.

The carrying amount of deferred tax assets are reviewed at each reporting date and are reduced to the extent that it is no longer probable that sufficient taxable profit will be available to allow all or part of the deferred tax asset to be utilized. Unrecognized deferred tax assets are re-assessed at each reporting date and are recognized to the extent that it has become probable that future taxable profits will allow the deferred tax asset to be recovered.

Deferred tax assets and liabilities are measured at the tax rates that are expected to apply to the period when the asset is realized or the liability is settled, based on the tax rules and tax laws that have been enacted or substantively enacted by the end of the reporting period.



Dhule Palesner Tollway Limited
Notes to Financial statement for the year ended March 31, 2017

Deferred tax assets and deferred tax liabilities are offset, where company has a legally enforceable right to set off current tax assets against current tax liabilities and the deferred taxes relate to the same taxable entity and the same taxation authority.

3.14 Provisions

General

Provisions are recognized when the company has a present obligation (legal or constructive) as a result of past event and it is probable that an outflow of resources embodying economic benefits will be required to settle the obligation and a reliable estimate can be made of the amount of the obligation. The expense relating to a provision is presented in the statement of profit or loss net of any reimbursement, if any.

If the effect of the time value of money is material, provisions are discounted using a current pre-tax rate that reflects current market assessments of the time value of money and the risks specific to the liability. When discounting is used, the increase in the provision due to the passage of time is recognized as a finance cost. Provision are reviewed at each balance sheet and adjusted to reflect the current best estimates.

Contractual obligation to restore the infrastructure to a specified level of serviceability


The Company has contractual obligations to maintain the road to a specified level of serviceability or restore the road to a specified condition before it is handed over to the grantor of the Concession Agreements. Such obligations are measured at the best estimate of the expenditure that would be required to settle the obligation at the balance sheet date. The timing and amount of such cost are estimated and determined by estimated cash flows, expected to be incurred in the year of overlay. The cash flows are discounted at a current pre-tax rate that reflects the risks specific to such obligation. The unwinding of the discount is expensed as incurred and recognised in the statement of profit and loss as a finance cost. The estimated future costs of such obligation are reviewed annually and adjusted as appropriate.

3.15 Contingent liabilities

A contingent liability is a possible obligation that arises from past events whose existence will be confirmed by the occurrence or non-occurrence of one or more uncertain future events beyond the control of the Company or a present obligation that is not recognized because it is not probable that an outflow of resources will be required to settle the obligation. A contingent liability also arises in extremely rare cases where there is a liability that cannot be recognized because it cannot be measured reliably. The Company does not recognize a contingent liability but discloses its existence in the financial statements. Contingent liabilities are reviewed at each balance sheet date

3.16 Cash and cash equivalents

Cash and cash equivalents in the balance sheet comprise cash at banks and on hand and short-term deposits with on original maturity of three months or less, which is subject to an insignificant risk of changes in value. For the purpose of the statement of cash flows, cash and cash equivalents consists of cash and short term deposits, as defined above, net of outstanding bank overdrafts as they are considered as integral part of the Company's cash management.



Dhule Palesner Tollway Limited
Notes to Financial statement for the year ended March 31, 2017

3.17 Earnings per share

Basic EPS is calculated by dividing the profit / loss for the year attributable to equity holders by the weighted average number of shares outstanding during the year.

Diluted EPS is calculated by dividing the profit / loss attributable to equity holders by the weighted average number of shares outstanding during the year plus the weighted average number of shares that would be issued on conversion of all the dilutive potential equity shares into equity shares.

3.18 Segment reporting

Based on management approach as defined in Indian Accounting Standard 108 – Operating Segment, Operating segments are reported in a manner consistent with the internal reporting provided to the chief operating decision maker for evaluation of Company's performance.

4. Significant accounting judgments, estimates and assumptions

The preparation of the Company's financial statements requires management to make estimates, judgments and assumptions that affect the reported amounts of revenue, expenses, assets and liabilities and the accompanying disclosure, and the disclosure of contingent liabilities. Uncertainty about these assumptions and estimates could result in outcomes that require a material adjustment to the carrying amount of assets or liabilities affected in future periods.

Estimates and assumptions



The key assumptions concerning the future and other key sources of estimation uncertainty at the reporting date, that have a significant risk of causing a material adjustment to the carrying amounts of assets and liabilities within the next financial year, are described below. The Company based its assumptions and estimates on parameters available when the financial statements were prepared. Existing circumstances and assumptions about future developments, however, may change due to market changes or circumstances arising that are beyond the control of the Company. Such changes are reflected in the assumptions when they occur.

Fair value measurement of financial instruments

When the fair values of financial assets and financial liabilities recorded in the balance sheet cannot be measured based on quoted prices in active markets, their fair value is measured using valuation techniques including the DCF model. The inputs to these models are taken from observable markets where possible, but where this is not feasible, a degree of judgment is required in establishing fair values. Judgments include considerations of inputs such as liquidity risk, credit risk and volatility. Changes in assumptions about these factors could affect the reported fair value of financial instruments.

Taxes

Deferred tax assets are recognised for unused tax credits to the extent that it is probable that taxable profit will be available against which the credits can be utilised. Significant management judgment is required to determine the amount of deferred tax assets that can be recognised, based upon the likely timing and the level of future taxable profits together with future tax planning strategies.



Dhule Palesner Tollway Limited
Notes to Financial statement for the year ended March 31, 2017

Property, plant and equipment


Refer Note 3.3 for the estimated useful life of Property, plant and equipment. The carrying value of Property, plant and equipment has been disclosed in Note 5.

Intangible Assets

The intangible assets which are recognized in the form of Toll right to charge users of the infrastructure asset are amortized by taking proportionate of actual revenue received for the year over Total Projected Revenue from project to Cost of Intangible assets. The estimation of total projection revenue requires significant assumption about expected growth rate and traffic projection for future. All assumptions are reviewed at each reporting date

Provision for periodical Major Maintenance

Provision for periodical Major Maintenance obligations are measured at the best estimate of the expenditure that would be required to settle the obligation at the balance sheet date. The timing and amount of such cost are estimated and determined by estimated cash flows, expected to be incurred in the year of overlay. All assumptions are reviewed at each reporting date.




Dhule Palesner Tollway Limited
Notes to Financial statement for the year ended March 31, 2017


5 Property, Plant and Equipment	(INR In Million)				
Particulars	Land	Computers	Vehicles	Office Equipment's	Total
Cost					
As at April 01, 2015	9.72	0.06	13.91	0.42	24.11
Addition	0.25	0.10	0.90	0.07	1.32
Disposal	-	-	-	-	-
As at March 31, 2016	9.97	0.16	14.81	0.49	25.43
Addition	-	0.03	-	0.07	0.10
Disposal	4.57	-	-	-	4.57
As at March 31, 2017	5.40	0.19	14.81	0.56	20.95
Accumulated Depreciation					
As at April 01, 2015	-	-	-	-	-
Charge for the year	-	0.06	2.92	0.26	3.24
Disposal	-	-	-	-	-
As at March 31, 2016	-	0.06	2.92	0.26	3.24
Charge for the year	-	0.06	2.98	0.24	3.28
Disposal	-	-	-	-	-
As at March 31, 2017	-	0.12	5.90	0.50	6.52
Net Block					
As at April 01, 2015	9.72	0.06	13.91	0.42	24.11
As at March 31, 2016	9.97	0.10	11.89	0.23	22.19
As at March 31, 2017	5.40	0.07	8.91	0.06	14.43

Notes:

- The Company has elected to continue with the carrying value for all of its Property, Plant Equipment's as recognised in its previous GAAP financials, as deemed cost at the transition date i.e. April 1, 2015 as per option permitted under Ind AS 101 for the first time adopter.
- Property Plant and Equipments other than land has been pledged against secured non-current borrowings in order to fulfill the collateral requirement for the lenders. (refer note 13)



[Handwritten Signature]



Dhule Palesner Tollway Limited
Notes to Financial statement for the year ended March 31, 2017


6 Intangible Assets :	(INR In Million)		
Particulars	Toll Collection Rights	Total Intangible Assets	Intangible asset under development
Cost			
As at April 01, 2015	13,381.43	13,381.43	-
Addition	412.28	412.28	412.28
Adjustment during the year	(0.74)	(0.74)	(412.28)
As at March 31, 2016	13,792.97	13,792.97	-
Addition	-	-	-
Adjustment during the year	-	-	-
As at March 31, 2017	13,792.97	13,792.97	-
Accumulated Depreciation			
As at April 01, 2015	732.77	732.77	-
Charge for the Year	530.72	530.72	-
Disposal	(0.09)	(0.09)	-
As at March 31, 2016	1,263.40	1,263.40	-
Charge for the Year	611.89	611.89	-
Disposal	-	-	-
As at March 31, 2017	1,875.29	1,875.29	-
Net Book Amount			
As at April 01, 2015	12,648.66	12,648.66	-
As at March 31, 2016	12,529.57	12,529.57	-
As at March 31, 2017	11,917.68	11,917.68	-

Note:

- Toll collection rights of four laning of MP/ Maharashtra Border- Dhule section of NH-3 from KM 163.500 to KM 265.00 in the state of Maharashtra under phase II on Design, Build, Finance, Operate and Transfer (DBFOT) basis were capitalised when the project was completed in all respects and when the Company received the completion certificate from the authority as specified in the Concession Agreement and not on completion of component basis as the intended purpose of the project is to have the complete length of the road available for use. Refer note 39 for detail additional pursuant to Appendix-A to IND AS 11 Service Concession Arrangements (SCA).
- Toll collection rights have been pledged against Secured non-current borrowings in order to fulfill the collateral requirement of the Lenders. (refer note 13)
- The Remaining amortisation period for the Toll collection rights at the end of the reporting period is 10.73 years (March 31, 2016: 11.73 years and April 1, 2015: 12.73 years)



(Signature)



Dhule Palesner Tollway Limited
Notes to Financial statement for the year ended March 31, 2017

7 Investments	March 31, 2017 (INR In Million)	March 31, 2016 (INR In Million)	April 1, 2015 (INR In Million)
Unquoted			
Investments carried at fair value through profit or loss			
Nil Units (31 March 2017: 893,711.21 units and April 1, 2015: Nil units) in ICICI Prudential-Ultra Short term plan-Growth)	-	13.68	-
Total	-	13.68	-
Aggregate amount of Unquoted Investments		13.68	
Fair value disclosures for financial assets are given in Note 27			

8 Cash and bank balance	March 31, 2017 (INR In Million)	March 31, 2016 (INR In Million)	April 1, 2015 (INR In Million)
Cash and Cash Equivalents			
Cash on hand	8.47	8.16	9.34
Balances with banks			
In current accounts #	95.85	53.37	23.34
Total	104.32	61.53	32.68


Balance with bank includes balance of Rs. 91.87 million (March 31, 2016: Rs.49.50 million, April 1, 2015: Rs. 19.41 million) lying in the Escrow Accounts which is usable as per terms of borrowings with the lenders.
Fair value disclosures for financial assets are given in Note 27

9 Other Financial Assets (unsecured, considered good unless otherwise stated)	March 31, 2017 (INR In Million)	March 31, 2016 (INR In Million)	April 1, 2015 (INR In Million)
Non Current			
Security Deposits	0.50	1.01	1.03
Total	0.50	1.01	1.03
Current			
Toll Receivable			
unsecured, considered good	6.58	-	-
unsecured, doubtful	2.16	-	-
	8.74	-	-
Less: Allowance for Expected credit loss / doubtful receivable	(2.16)	-	-
	6.58	-	-
Receivable from NHAI (refer note 1 below)	179.88	6.55	1.46
Receivable from NHAI - Toll suspension (refer note 2 below)	66.72	-	-
Security Deposits	0.03	0.03	-
Total	253.21	6.58	1.46

Note:

- The above amount is receivable from National Highway Authority of India ('NHAI') towards royalty claim on account of various claims. The same amount is payable to Sadbhav Engineering Limited ('SEL') and disclosed under "other current financial liabilities". Subsequent to year end, INR 165.81 million has been received.
- Pursuant to demonetisation, concessioning authorities had announced suspension of toll collection at all roads from November 09, 2016 until December 2, 2016. Based on subsequent notification and provisions of concession agreement with the relevant authorities, the Company has claimed and recognised revenue of Rs. 94.84 Millions during the year. As at March 31, 2017, the company has received Rs. 28.12 million against such claim from NHAI and the balance is still receivable.
- Fair value disclosures for financial assets are given in Note 27

10 Other Assets	March 31, 2017 (INR In Million)	March 31, 2016 (INR In Million)	April 1, 2015 (INR In Million)
Non Current			
Advance Income tax (net of provision)	7.22	2.43	2.43
Total	7.22	2.43	2.43
Current			
Advances to suppliers	0.48	0.39	5.89
Taxes receivable	11.59	7.83	7.83
Prepaid expenses	8.82	6.29	6.90
Total	20.89	14.51	20.62



Dhule Palesner Tollway Limited
Notes to Financial statement for the year ended March 31, 2017

11 Equity Share Capital	March 31, 2017		March 31, 2016		April 1, 2015	
	No. of shares	(INR In Million)	No. of shares	(INR In Million)	No. of shares	(INR In Million)
Authorized Share Capital						
Equity Shares of Rs. 10 each	72,000,000	720.00	72,000,000	720.00	72,000,000	720.00
	72,000,000	720.00	72,000,000	720.00	72,000,000	720.00
Issued, Subscribed and fully paid up						
Equity Shares of Rs. 10 each	68,780,000	687.80	68,780,000	687.80	68,780,000	687.80
	68,780,000	687.80	68,780,000	687.80	68,780,000	687.80

(a) Reconciliation of shares outstanding at the beginning and at the end of the reporting period

Particulars	March 31, 2017		March 31, 2016		April 1, 2015	
	No. of shares	(INR In Million)	No. of shares	(INR In Million)	No. of shares	(INR In Million)
At the beginning of the year	68,780,000	687.80	68,780,000	687.80	68,780,000	687.80
Add: Issue during the year	-	-	-	-	-	-
Outstanding at the end of the year	68,780,000	687.80	68,780,000	687.80	68,780,000	687.80

(b) Terms/Rights attached to the equity shares:

The Company has one class of shares referred to as equity shares having a par value of Rs.10 each. Each shareholder is entitled to one vote per share held. In the event of liquidation of the Company, the holders of equity shares shall be entitled to receive any of the residual assets of the Company, after distribution of all preferential amounts. The amount distributed will be in proportion to the number of equity shares held by the shareholders. The equity shares are entitled to receive dividend as declared from time to time. Each holder of equity shares is entitled to one vote per share.

(c) Share held by holding Company:

Out of equity shares issued by the holding company, shares held by its holding company, is as below:

	March 31, 2017 (INR In Million)	March 31, 2016 (INR In Million)	April 1, 2015 (INR In Million)
Sadbhav Infrastructure Project Limited, holding company 68,779,700 (March 31, 2016: 33,702,000 and April 1, 2015: Nil) equity shares (refer note below)	687.80	337.02	-

Note: During previous year, the 100% equity shares of the company were acquired by Sadbhav Infrastructure Project Limited ('SIPL') as per the Restated Share Purchase agreement dated October 29 2016 with JV partners. Accordingly, the company became the wholly owned subsidiary of SIPL w.e.f. October 29, 2015.

(d) Number of Shares held by each shareholder holding more than 5% Shares in the company

Particulars	March 31, 2017		March 31, 2016		April 1, 2015	
	No. of shares	% of shareholding	No. of shares	% of shareholding	No. of shares	% of shareholding
Equity Shares of Rs 10 each fully paid						
Hindustan Construction Company Limited	100	0.00%	100	0.00%	17,882,800	26.00%
HCC Concessions Limited including nominees (refer note below)	-	0.00%	21,046,680	30.60%	8,895,200	12.93%
John Laing Investments Ltd. (JLIL)	100	0.00%	100	0.00%	16,380,000	23.82%
John Laing Investments Mauritius (No.1) Ltd. (JLIM)	-	0.00%	-	0.00%	6,300,000	9.16%
Sadbhav Engineering Ltd	100	0.00%	14,031,120	20.40%	17,882,800	26.00%
Sadbhav Infrastructure Project Ltd including nominees	68,779,700	100.00%	33,702,000	49.00%	1,439,200	2.09%
Total	68,780,000		68,780,000		68,780,000	

As per the records of the company, including its registers of shareholders/member and other declaration received from shareholders regarding beneficial interest, the above shareholding represents both legal and beneficial ownership of shares. During previous year ended March 31, 2016, transfer formalities for 21,046,680 shares from HCC to and 14,031,120 shares from SEL to SIPL were in process.

12 Other Equity


	March 31, 2017 (INR In Million)	March 31, 2016 (INR In Million)
12.1 Equity Component of Compound Financial Instrument - Sub Ordinate debts (refer note below & 30)		
Balance at the beginning of the year	3,997.51	3,820.17
Add: Addition during the year	-	177.34
Balance at the end of the year	3,997.51	3,997.51
12.2 Retained Earnings		
Balance at the beginning of the year	(3,185.49)	(2,460.88)
Add/ (less): Profit / (Loss) for the year	(378.93)	(724.71)
Other comprehensive Income for the year	(0.72)	-
Balance at the end of the year	(3,565.15)	(3,185.49)
Total (12.1+12.2)	432.35	812.02

Note


1 The Project of the Company has been funded through sub ordinate debt of Rs. 3,997.51 million (March 31, 2016: 3,997.51 million, Apr 01, 2015: Rs.3,820.17 million) from the Sponsors in accordance with Sponsor Support and Equity Contribution Agreement / Sponsor Undertaking. Such sub ordinate debts is considered as sponsor's contribution to ensure promoters commitment for the project. Sub-ordinate debt is interest free and shall be repayable at the end of the concession period or earlier at the option of the company in accordance with terms of contract.

Under previous GAAP, Sub-debts loan received from promoters as promoter's contributions disclosed under long term borrowings. Under Ind AS, the interest free subdebts loan as promoter's contributions considered as equity component of compound financial instrument and classified as other equity based on terms of contract.

2 The Company has issued redeemable non-convertible debenture (refer note 12). Accordingly, the Companies (Share capital and Debentures) Rules, 2014 (as amended), require the Company to create DRR out of profit of the Company available for payment of dividend. DRR is required to be created for an amount which is equal to 25% of the value of debenture issued. Considering the deficit in statement of profit & loss account balance, the company has not created debenture redemption reserve as at reporting date.



(Handwritten Signature)



Dhule Palesner Tollway Limited
Notes to Financial statement for the year ended March 31, 2017

13 Non-Current Borrowings	March 31, 2017 (INR In Million)	March 31, 2016 (INR In Million)	April 1, 2015 (INR In Million)
Secured*			
Redeemable, Non Convertible Debentures			
487,500 (31 March, 2016: 500,000 and 1 April 2015 : Nil) of INR 10,000 each	4,869.93	4,994.30	-
Term Loan from Banks	5,274.20	5,334.45	9,009.21
Loan from financial institution	-	-	1,151.61
Total	10,144.13	10,328.75	10,160.82
Less: Current maturities of non-current borrowing* (refer note 17)			
Redeemable, Non Convertible Debentures	99.37	124.36	-
Term Loan from Banks	121.31	59.67	140.74
Loan from financial institution	-	-	19.01
Total	220.68	184.03	159.75
Total Non-current Borrowings	9,923.45	10,144.72	10,001.07

* Includes the effect of transaction cost paid to Lenders on upfront basis.

(i) Nature of security:


The details of Security in respect of non current borrowings are as under:

- 1 First mortgage and charge on all the Company's immovable assets, both present and future, save and except the Project Assets;
- 2 First charge on all the Company's tangible moveable assets, including moveable plant and machinery, machinery spares, tools and accessories, furniture, fixtures, vehicles and all other movable assets, both present and future, save and except the Project Assets;
- 3 First charge over all accounts of the Company including the Escrow Account and the Sub-Accounts (or any account in substitution thereof) that may be opened in accordance with Common Rupee Loan Agreement and the Supplementary Escrow Agreement, or any other Project Documents including but not limited to DSR and MMR and all funds from time to time deposited therein, including those arising out of realisation of Receivable and all Permitted Investments or other securities representing all amounts credited thereto.
- 4 First charge on all intangibles assets of the Company including but not limited to goodwill, rights, undertakings and uncalled capital present and future excluding the Project Assets .
- 5 Assignment by way of Security in:
 - all the right, title, interests, benefits, claims and demands whatsoever of the Borrower in the Project Documents;
 - the right, title and interest of the Borrower in, to and under all the Clearances;
 - all the right, title, interest, benefits, claims and demands whatsoever of the Borrower in any letter of credit, guarantees including contractor guarantees, liquidated damages, performance bond, indemnities and securities provided by any party to the Project Documents;
 - all the right, title, interest, benefits, claims and demands whatsoever of the Borrower under the Insurance Contracts;
- 6 pledge of equity shares held by Sadbhav Infrastructure Project Ltd. aggregating to 51% of the paid up and voting equity share capital of the Company for a period upto repayment of entire borrowings
- 7 the aforesaid mortgages, charges, assignments and guarantees and the pledge of equity shares as stipulated in paragraph 6 above shall in all respects rank pari-passu inter-se amongst the Lenders, in accordance with the Common Loan Agreement, without any preference or priority to one over the other or others;

(ii) Terms of Repayment of Loans:

(a) Indian Rupee Term Loans from Bank:

Company had refinanced loan facility during previous year and new rupee loan facility is repayable in 43 consecutive quarterly installment commencing from 5th Jan 2016 to 5th July 2026 on the repayment dates and in percentage as mentioned in amortization schedule as set forth in schedule XIII of the Common Loan Agreement executed on 28th Sep 2015
 Term loans carry interest at bank base rate plus 700 basis point as spread i.e. 9.95% per cent per annum as on March 31, 2017.



Dhule Palesner Tollway Limited
Notes to Financial statement for the year ended March 31, 2017

(b) Redeemable Non Convertible Debentures:

Non convertible debentures are repayable in 40 consecutive quarterly installment commencing from 5th Apr 2016 to 5th Dec 2025 on the repayment dates and in percentage as mentioned in Schedule VI of Debenture Trust Deed executed on 10th Mar 2016. The NCD carry floating interest rate of at 9.4 per cent per annum as on March 31, 2017, which is reset after every 3 years.

(iii) Refinancing of Existing Rupee Loans during previous year:

During the previous year, the company has availed fresh rupee loan of INR 10,451.20 million which include INR 5,000 million by issue of unlisted non convertible debenture in the month of March'16. Out of total loan availed, INR 10,114.90 million has been utilized towards repayment of earlier rupee loan.

(iv) Default and breaches

Non current borrowings contain debt covenants relating to debt-equity ratio and debt service coverage ratio. The company has satisfied all the debt covenants prescriber in the terms of the respective loan agreements as at reporting date.

(v) Fair value disclosures for financial assets are given in Note 27

14 Provisions

Non Current

Provision for Periodical Major Maintenance (Refer note 32)
 Provision for employee benefits - Gratuity (refer note 31)

	March 31, 2017 (INR In Million)	March 31, 2016 (INR In Million)	April 1, 2015 (INR In Million)
	-	284.21	114.94
	0.88	0.04	-
Total	0.88	284.25	114.94

Current

Provision for employee benefits - leave encashment
 Provision for Periodical Major Maintenance (Refer note 32)

	0.56	0.12	-
	537.32	-	-
Total	537.88	0.12	-

15 Current Borrowings

Loans Repayable on Demand

Related party (unsecured)* (Refer Note 33)

	March 31, 2017 (INR In Million)	March 31, 2016 (INR In Million)	April 1, 2015 (INR In Million)
	258.17	138.81	-
Total	258.17	138.81	-

*Loan is repayable on demand / call notice from the lender and it carry interest of 9.24% to 9.19% per annum.

16 Trade Payables

Trade Payables* (refer note 33)

	March 31, 2017 (INR In Million)	March 31, 2016 (INR In Million)	April 1, 2015 (INR In Million)
	38.91	57.48	32.58
Total	38.91	57.48	32.58

*As per information available with the company, there are no Micro, Small and Medium Enterprises, as defined in the Micro, Small and Medium Enterprise Development Act, 2006 to whom the Company owes dues on account of principal amount together with interest and accordingly no related additional disclosure have been made.

17 Other financial liabilities

Current maturities of Non-current borrowing (refer note 13)
 Interest accrued and due on long term borrowings
 Payable for capital expenditure (Refer Note 33)
 Employee emoluments payable
 Others

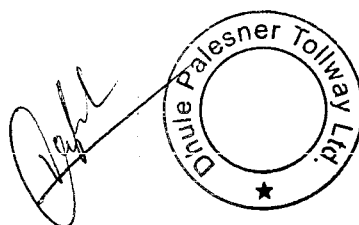
	March 31, 2017 (INR In Million)	March 31, 2016 (INR In Million)	April 1, 2015 (INR In Million)
	220.68	184.03	159.75
	-	5.64	102.91
	200.20	322.77	269.08
	3.35	0.75	0.05
	0.27	-	-
Total	424.51	513.19	531.79

Fair value disclosures for financial assets are given in Note 27

18 Other current liabilities

Statutory Dues
 Advance from customers

	March 31, 2017 (INR In Million)	March 31, 2016 (INR In Million)	April 1, 2015 (INR In Million)
	14.26	13.08	3.53
	0.04	0.03	-
Total	14.30	13.11	3.53



Dhule Palesner Tollway Limited
Notes to Financial statement for the year ended March 31, 2017

19 Revenue from operations	March 31, 2017 (INR In Million)	March 31, 2016 (INR In Million)
Revenue from Toll Collection #	1,690.27	1,501.24
Construction revenue	136.66	412.28
Total	1,826.93	1,913.52


Pursuant to demonetisation, concessioning authorities had announced suspension of toll collection at all roads from November 09, 2016 until December 2, 2016. Based on subsequent notification and provisions of concession agreement with the relevant authorities, the Company has claimed and recognised revenue of INR 94.84 Millions during the year which is accounted in revenue from toll collection.

20 Other income	March 31, 2017 (INR In Million)	March 31, 2016 (INR In Million)
Interest income on Royalty Claim (Change in Law)	76.14	-
Gain on sale of units in mutual funds	6.70	0.99
Liability written back	4.47	-
Miscellaneous Income	0.90	0.11
Total	88.21	1.10

21 Operating Expenses	March 31, 2017 (INR In Million)	March 31, 2016 (INR In Million)
Toll Plaza and road operations & maintenance expenses (including payment to sub contractors) (refer note 33)	71.74	74.07
Periodic major maintenance (Refer Note 32)	224.55	157.71
Power and fuel	16.48	18.25
Security expenses	19.14	23.63
Others	6.07	-
Total	337.98	273.66

22 Employee benefits expense	March 31, 2017 (INR In Million)	March 31, 2016 (INR In Million)
Salaries, wages, bonus and other allowances (refer note 31)	42.58	4.12
Contribution to provident fund and other fund (refer note 31)	3.91	0.21
Gratuity Expense (refer note 31)	0.12	0.03
Staff welfare Expense	1.16	0.97
Total	47.77	5.33

23 Finance costs	March 31, 2017 (INR In Million)	March 31, 2016 (INR In Million)
Interest Expense on:		
Rupee term loan from Bank	538.74	1,099.65
Non convertible debenture	461.16	25.24
Short term loan (refer note 33)	6.82	152.66
Others (refer note 33)	76.14	-
Unwinding of discount on provision of MMR (refer note 32)	28.56	11.55
Unwinding of discount on Debentures	0.64	-
Others Borrowing costs	9.28	11.46
Amortisation of Processing fees	8.02	46.70
Total	1,129.36	1,347.26




Dhule Palesner Tollway Limited

Notes to Financial statement for the year ended March 31, 2017

24 Depreciation and amortization	March 31, 2017 (INR In Million)	March 31, 2016 (INR In Million)
Depreciation on tangible assets (refer note 5)	3.28	3.24
Amortization on intangible assets (refer note 6)	611.89	530.72
Total	615.17	533.96

25 Other expenses	March 31, 2017 (INR In Million)	March 31, 2016 (INR In Million)
Rent (refer note 33 and 36)	0.43	-
Repair and maintenance expenses	4.73	6.03
Insurance	7.90	8.71
Legal and professional fees	10.10	7.91
Management fees (refer note 32)	-	34.95
Communication expenses	0.46	0.58
Common service charges	-	6.85
Travelling and conveyance	0.16	0.21
Auditors' remuneration (Refer Note below)	0.30	0.39
Provision for doubtful toll receivable	2.16	-
Miscellaneous expenses	0.76	1.21
Total	27.00	66.84

Payment to auditors	March 31, 2017 (INR In Million)	March 31, 2016 (INR In Million)
Towards		
Statutory audit fees	0.31	0.29
Certification fees	-	0.10
Total	0.31	0.39



Dhule Palesner Tollway Limited
Notes to Financial statement for the year ended March 31, 2017

26 Income tax

The major component of Income tax expense for the year ended March 31, 2017 and March 31, 2016 are as under:

a) Profit and loss section

	March 31, 2017 (INR In Million)	March 31, 2016 (INR In Million)
Current tax	-	-
Deferred tax	-	-
Adjustment of tax related to earlier years	0.13	-
Total	0.13	-

b) Reconciliation of tax expense and the accounting profit multiplied by domestic tax rate


	March 31, 2017 (INR In Million)	March 31, 2016 (INR In Million)
Accounting profit before tax	(378.80)	(724.71)
Statutory Income tax rate	30.90%	30.90%
Expected income tax expenses	(117.05)	(223.94)
Tax effect of adjustments to reconcile expected income tax expenses to reported income tax expenses		
Tax losses not recognised due to absence of probable certainty of reversal (refer note below)	115.20	223.93
Other non-deductible expenses	1.85	-
Adjustment of tax related to earlier years	0.13	-
At the effective income tax rate of Nil % (March 31, 2016: Nil %)	0.13	-

c) Deferred tax

Particulars	Balance sheet			Statement of Profit and Loss	
	March 31,2017	March 31,2016	April 1,2015	March 31,2017	March 31,2016
Expenditure allowable over the period	(794.47)	(694.11)	(589.90)	100.36	104.21
Expenditure allowable on payment basis (refer note below)	794.47	694.11	589.90	(100.36)	(104.21)
Unused losses available for offsetting against future taxable income (refer note below)	-	-	-	-	-
Deferred tax expense/(income)	-	-	-	-	-
Net deferred tax assets/(liabilities)	-	-	-	-	-

Note

- As a matter of prudence, the company has recognised deferred tax assets on deductible temporary differences and carry forward of unused tax losses in the books to the extent of deferred tax liability balance as it is not probable that future taxable profit will be available against which those temporary differences, losses and tax credit against which deferred tax assets can be utilized. Accordingly, INR 752.60 million (31 March 2016: 635.14 million and April 1, 2015 INR 397.68 million) has not recognised as deferred tax assets in the books as at reporting date.



Dhule Palesner Tollway Limited
Notes to Financial statement for the year ended March 31, 2017

27 Disclosure of Financial Instruments by Category		(INR in Million)								
Particulars	Note no.	March 31, 2017			March 31, 2016			April 1, 2015		
		FVTPL	FVTOCI	Amortized cost	FVTPL	FVTOCI	Amortized cost	FVTPL	FVTOCI	Amortized cost
Financial asset										
Investments	7	-	-	-	13.68	-	-	-	-	-
Cash and bank balance	8	-	-	104.32	-	-	61.53	-	-	32.68
Other financial assets	9	-	-	253.71	-	-	7.59	-	-	2.49
Total Financial Asset		-	-	358.03	13.68	-	69.12	-	-	35.18
Financial liabilities										
Non current borrowings	13	-	-	9,923.45	-	-	10,144.72	-	-	10,001.07
Current borrowings	15	-	-	258.17	-	-	138.81	-	-	-
Trade payables	16	-	-	38.91	-	-	57.48	-	-	32.58
Other financial liabilities	17	-	-	424.51	-	-	513.19	-	-	531.79
Total Financial Liabilities		-	-	10,645.04	-	-	10,854.20	-	-	10,565.44

28 Fair value disclosures for financial assets and financial liabilities

Set out below is a comparison, by class, of the carrying amounts and fair value of the Company's financial instruments, other than those with carrying amounts that are reasonable approximations of fair values:

Particulars	Note No	(INR in Million)					
		March 31, 2017		March 31, 2016		April 1, 2015	
		Carrying amount	Fair value	Carrying amount	Fair value	Carrying amount	Fair value
Financial Assets							
Investments	7	-	-	13.68	13.68	-	-
Total Financial Assets				13.68	13.68		

Notes:

- The carrying amount of financial assets and financial liabilities measured at amortised cost in the financial statements are a reasonable approximation of their fair value since the Company does not anticipate that the carrying amounts would be significantly different from the values that would eventually be received or settled.
- The carrying value of Company's interest-bearing rupee term loan are reasonable approximations of fair values as the borrowing carry floating interest rate.
- The fair value of the financial assets and liabilities is included at the amount at which the instrument could be exchanged in a current transaction between willing parties, other than in a forced or liquidation sale.


29 Fair value hierarchy

The following table provides the fair value measurement hierarchy of the Company's assets and liabilities:

Quantitative disclosures fair value measurement hierarchy for financial assets as at March 31, 2017, March 31, 2016 and April 1, 2015

Assets measured at fair value	Note No.	(INR in Million)		
		Fair value measurement using Significant observable inputs (Level 2)		
		March 31, 2017	March 31, 2016	April 1, 2015
Fair value through profit & loss				
Investment in Mutual Fund	7	-	13.68	-

There have been no transfers between level 1 and level 2 during the years.



30 Earning Per Share (EPS):

The following reflects the income and share data used in the basic and diluted EPS computations:

	March 31, 2017 (INR In Million)	March 31, 2016 (INR In Million)
Net (Loss) attributable to equity holders:	(378.93)	(724.71)
Number of equity shares at the end of the year	68,780,000	68,780,000
Weighted average number of equity shares for basic and diluted EPS	68,780,000	68,780,000
Nominal value of equity shares	10	10
Basic and Diluted (Loss) per share	(5.51)	(10.54)

31 Employee Benefits Disclosure:

A Defined Contribution Plans:

Amount of Rs.3.91 million (March 31, 2016: Rs. 0.21 million) is recognised as expense and included in Note No.22 "Employee Benefits"

	March 31, 2017 (INR In Million)	March 31, 2016 (INR In Million)
Contribution to Provident Fund	2.88	0.20
Contribution to Employee's State Insurance	0.97	-
Contribution to Benevolent Fund	0.06	0.01
Total	3.91	0.21



B Defined benefit plans - Gratuity benefit plan:

The Company has a Gratuity benefit plan. Every employee who has completed five years or more of service gets a gratuity on the termination of his employment at 15 days salary (last draw salary) for each completed year of service. The scheme is unfunded. The present value of obligation in respect of gratuity is determined based on actuarial valuation using the Project Unit Credit Method as prescribed by the Indian Accounting Standard - 19. Gratuity has been recognised in the financial statements as per details given below:

	March 31, 2017 (INR In Million)	March 31, 2016 (INR In Million)
Defined benefit obligations as at beginning of the year - A	0.04	-
Cost charged to statement of profit and loss		
Current service cost	0.12	0.04
Interest cost	0.00	-
Sub-total included in statement of profit and loss - B	0.12	0.04
Remeasurement gains/(losses) in other comprehensive income		
Actuarial Loss/(Gain) due to change in financial assumptions	0.04	-
Actuarial Loss/(Gain) due to change in demographic assumptions	-	(0.02)
Actuarial Loss/(Gain) due to experience	0.68	0.02
Sub-total included in OCI - C	0.72	-
Defined benefit obligations as at end of the year (A+B+C)	0.88	0.04

The principal assumptions used in determining above defined benefit obligations for the Company's plans are shown below:

	March 31, 2017	March 31, 2016
Discount rate	7.00%	7.60%
Salary Growth Rate	6.00%	6.00%
Withdrawal rate	15% at younger ages reducing to 3% at older ages	15% at younger ages reducing to 3% at older ages
Mortality rate	Indian Assured Lives Mortality (2006-08)	Indian Assured Lives Mortality (2006-08)



Dhule Palesner Tollway Limited
Notes to Financial statement for the year ended March 31, 2017

A quantitative sensitivity analysis for significant assumption is as shown below:

Particulars	Sensitivity level	March 31, 2017	March 31, 2016
		(INR In Million)	(INR In Million)
Discount rate	0.50% increase	(0.04)	(0.00)
	0.50% decrease	0.03	0.00
Salary Growth Rate	0.50% increase	0.03	0.00
	0.50% decrease	(0.04)	(0.00)
Withdrawal rate	10% increase	(0.04)	(0.00)
	10% decrease	0.04	0.00

C Maturity Profile of the Defined Benefit Obligation

	As at March 31, 2017	
	INR in Million	%
2018	0.00	0.24%
2019	0.00	0.25%
2020	0.00	0.25%
2021	0.00	0.26%
2022	0.12	13.77%
2023 - 2027	0.75	84.98%

	As at March 31, 2016	
	INR in Million	%
2017	0.00	0.38%
2018	0.00	2.69%
2019	0.00	2.71%
2020	0.00	4.03%
2021	0.01	16.48%
2022 - 2026	0.03	73.81%

The average duration of the defined benefit plan obligation at the end of the end of the reporting period is 10.70 years (March 31, 2016: 11.29 years).


D Other employee benefit:

Salaries, Wages and Bonus include INR 1.98 million (March 31, 2016: INR 0.17 million) towards provision made as per actual basis in respect of accumulated leave encashment/compensated absences.

32 Disclosure related to periodical major maintenance provisions:

Provision for major maintenance in respect of toll roads maintained by the Company under service concession arrangements and classified as intangible assets represents contractual obligations to restore an infrastructure facility to a specified level of serviceability in respect of such asset. Estimate of the provision is measured using a number of factors, such as contractual requirements, road usage, expert opinions and expected price levels, because actual cash flows can differ from estimates due to changes in laws, regulations, public expectations, prices and conditions, and can take place many years in future, the carrying amounts of provision is reviewed at regular intervals and adjusted to take account of such changes. Below is the movement in provision for the year:

	March 31, 2017 (INR In Million)
Carrying amount as at April 1, 2016	284.21
Add: Provision made during the year	224.55
Add: increase during the year in the discounted amount due to passage of time	28.56
Carrying amount as at March 31, 2017	537.32
Expected time of outflow	In the year 2017-18



Dhule Palesner Tollway Limited
Notes to Financial statement for the year ended March 31, 2017

33 Related Party Disclosures:

Related party disclosures as required under the Indian Accounting Standard – 24 on “Related Party Disclosures” are given below:

A Name of Related Parties and Nature of Relationship :

Description of Relationship	Name of the Related Party
Ultimate Holding Company	Sadbhav Engineering Ltd. (SEL) w.e.f 1 Nov 2015
Holding Company	Sadbhav Infrastructure Project Ltd. (SIPL) w.e.f 1 Nov 2015
Joint Venture	Hindustan Construction Company Limited (HCCL) upto 31 Oct 2015
	HCC Concessions Limited (HCC) upto 31 Oct 2015
	John Laing Investments Ltd. (JLIL) upto 31 Oct 2015
	John Laing Investments Mauritius (No.1) Ltd. (JLIM) upto 31 Oct 2015
	Sadbhav Engineering Ltd. (SEL) upt 31 Oct 2015
	Sadbhav Infrastructure Project Ltd. (SIPL) upto 31 Oct 2015
	HCC Infrastructure Company Limited (HCCICL) upto 31 Oct 2015


B Transactions with Related Parties during the Year:

	March 31, 2017 (INR In Million)	March 31, 2016 (INR In Million)
Short Term Borrowings received		
SIPL	449.35	138.82
Subordinate debt received		
SIPL	-	45.01
Short Term Borrowings repaid (including interest paid)		
SIPL	340.71	1.07
Interest on Short Term Borrowings		
SIPL	6.82	62.93
HCCL	-	89.73
Management Fees		
HCCL	-	8.85
JLIM	-	0.68
SIPL	-	10.99
Operation and Maintenance Services Availed		
HCCICL	-	8.47
SIPL	55.63	-
Rent, Allocation of Expenses & Reimbursement		
HCC	-	2.18
HCCICL	-	4.67
SEL	14.66	-
SIPL	-	5.96
Construction expense		
SEL	136.66	412.28
Interest expense		
SEL	76.14	-

(c) Balances outstanding as at year end :

	March 31, 2017 (INR In Million)	March 31, 2016 (INR In Million)	April 1, 2015 (INR In Million)
(i) Short Term Borrowings outstanding including interest payable			
SIPL	258.17	143.39	-
(ii) Other Equity (Sub-ordinate debts)			
SIPL	3,997.52	3,997.52	1,543.51
HCC	-	-	2,276.66
(iii) Payable for capital expenditure			
SEL	200.20	322.77	114.10
HCCL	-	-	152.88
(iv) Trade Payables and other liabilities (including retentions)			
SEL	2.83	-	-
SIPL	25.13	20.93	1.35
JLIM	-	1.35	1.35
HCC	-	0.26	-
HCCICL	-	0.63	0.65

The Company has not provided any commitment to the related party as at March 31, 2017 (March 31, 2016: Nil and April 1, 2015: Nil)



Dhule Palesner Tollway Limited
Notes to Financial statement for the year ended March 31, 2017

D Terms and conditions of the balance outstanding:

1. The transactions with related parties are made on terms equivalent to those that prevail in arm's length transactions. Outstanding balances at the year-end are unsecured and interest free excepts short term loan. The settlement occurs in cash as per the terms of the agreement.

2. Short Term Loans (unsecured) in INR taken from the related party carries interest rate 9.35% to 9.70% (March 31, 2016 : 9.55 % to 9.50% and April 1, 2015 : Nil)

34 Contingent liabilities

	<u>March 31, 2017</u> <u>(INR In Million)</u>	<u>March 31, 2016</u> <u>(INR In Million)</u>
Claims against the company acknowledged as debts		
Income tax*	1.85	1.85


* Toward Income tax demand from authorities against various matter for FY 09-10 and FY 11-12. In respect of those matters, the Company has preferred appeal with Tribunal. The matter is pending with Tribunal as at reporting date.

35 Segment Reporting

The operating segment of the company is identified to be "BOT", as the Chief Operating Decision Maker (CODM) reviews business performance at an overall company level as one segment and hence, does not have any additional disclosures to be made under Ind AS 108 Operating Segments. Further, the Company also primarily operates under one geographical segment namely India.

36 Operating Lease:

The Company has taken office space on operating lease basis. There are no sub-leases and the leases are cancellable in nature at any point of time by either of parties. There are no restrictions imposed under the lease arrangements. There are neither any contingent rent nor any escalation clause in the lease arrangements. During the year, the Company has incurred INR 0.43 million (March 31, 2016: INR Nil) toward rent of office premises.



37 Financial instruments risk management objectives and policies

The Company's principal financial liabilities comprise borrowings and trade & other payables. The main purpose of these financial liabilities is to finance the Company's operations and to support its operations. The Company's principal financial assets include Investments, other receivables and cash and bank balance that derive directly from its operations.

The Company's activities expose it to market risk, credit risk and liquidity risk. In order to minimise any adverse effects on the financial performance of the company, derivative financial instruments, such as foreign currency option contracts are entered to hedge certain foreign currency exposures and interest rate swaps to hedge certain variable interest rate exposures. Derivatives are used exclusively for hedging purposes and not as trading / speculative instruments.

The Board of Directors has overall responsibility for the establishment and oversight of the Company's risk management framework. Risk management systems are reviewed periodically to reflect changes in market conditions and the Company's activities. The Board of Directors oversee compliance with the Company's risk management policies and procedures, and reviews the risk management framework.

(a) Market risk

Market risk is the risk that the fair value of future cash flows of a financial instrument will fluctuate because of changes in market prices. Market risk comprises three types of risk: interest rate risk, currency risk and other price risk. Financial instruments affected by market risk include borrowings, Investments, other receivables, trade and other payables and derivative financial instruments.

Within the various methodologies to analyse and manage risk, Company has implemented a system based on "sensitivity analysis" on symmetric basis. This tool enables the risk managers to identify the risk position of the entities. Sensitivity analysis provides an approximate quantification of the exposure in the event that certain specified parameters were to be met under a specific set of assumptions. The risk estimates provided here assume:

- a parallel shift of 25-basis points of the interest rate yield curves in all currencies

The potential economic impact, due to these assumptions, is based on the occurrence of adverse / inverse market conditions and reflects estimated changes resulting from the sensitivity analysis. Actual results that are included in the Statement of profit & loss may differ materially from these estimates due to actual developments in the global financial markets.

The analyses exclude the impact of movements in market variables on the carrying values of gratuity and provisions.

The following assumption has been made in calculating the sensitivity analyses:

- The sensitivity of the relevant statement of profit or loss item is the effect of the assumed changes in respective market risks. This is based on the financial assets and financial liabilities held at March 31, 2017, March 31, 2016 and April 1, 2015.

Interest rate risk

Interest rate risk is the risk that fair value or future cash flows of a financial instrument will fluctuate because of changes in market interest rates.

The Interest risk arises to the company mainly from Long term borrowings with variable rates. The Company maintains its borrowings at fixed rate using interest rate swaps to achieve this when necessary. The company manages its cash flow interest rate risk by using floating-to-fixed interest rate swaps. The company measures risk through sensitivity analysis.

The banks are finance at variable rate, which is the inherent business risk.

Interest rate sensitivity


The following table demonstrates the sensitivity to a reasonably possible change in interest rates on that portion of loans and borrowings affected. With all other variables held constant, the Company's profit before tax is affected through the impact on floating rate borrowings, as follows:

	Effect on loss before tax	
	March 31, 2017	March 31, 2016
	(INR In Million)	(INR In Million)
Increase in 25 basis point	(25.56)	(26.04)
Decrease in 25 basis point	25.56	26.04

The effect of interest rate changes on future cash flows is excluded from this analysis.

(b) Credit risk

Credit risk is the risk that a counterparty will not meet its obligations under a financial instrument or customer contract, leading to a financial loss. The Company is not exposed to credit risk from its operating activities as the company is collecting toll in cash and does not have outstanding any receivables. However, the Company is exposed to credit risk related to financing activities, including temporary Investment in mutual fund and other financial instruments.



Dhule Palesner Tollway Limited
Notes to Financial statement for the year ended March 31, 2017

Financial instruments and Temporary Investment in Mutual Fund

Credit risk from balances with banks and financial institutions is managed by the Company's finance department in accordance with the Company's policy. Investments of surplus funds are made only in accordance with company policy. The Company monitors the ratings, credit spreads and financial strength of its counterparties. Based on its on-going assessment of counterparty risk, the Company adjusts its exposure to various counterparties. The Company's maximum exposure to credit risk for the components of the Balance sheet as of March 31, 2017 is INR 95.85 million, March 31, 2016 is INR 67.05 million and April 1, 2015 is INR 23.34 million.

(c) Liquidity risk

Liquidity risk is the risk that the Company may not be able to meet its present and future cash and collateral obligations without incurring unacceptable losses. The Company's objective is to, at all times maintain optimum levels of liquidity to meet its cash and collateral requirements. The Company closely monitors its liquidity position and deploys cash management system. It maintains adequate sources of financing including debt at an optimised cost.

The table below summarises the maturity profile of the Company's financial liabilities based on contractual undiscounted payments:

(INR In Million)						
Particulars	Total Amount	On Demand	unto 1 year	1-2 years	2 - 5 years	> 5 years
As at March 31, 2017						
Non current borrowings#	10,223.40	-	229.33	390.82	1,777.51	7,825.74
Current borrowings	258.17	258.17	-	-	-	-
Trade Payables	38.91	-	38.91	-	-	-
Other Financial Liabilities	203.82	-	203.82	-	-	-
Total	10,724.30	258.17	472.06	390.82	1,777.51	7,825.74
As at March 31, 2016						
Non current borrowings#	10,416.68	-	193.28	229.33	1,367.50	8,626.57
Current borrowings	138.81	138.81	-	-	-	-
Trade Payables	57.48	-	57.48	-	-	-
Other Financial Liabilities	329.16	-	329.16	-	-	-
Total	10,942.13	138.81	579.92	229.33	1,367.50	8,626.57
As at April 01, 2015						
Non current borrowings#	10,204.36	-	129.17	413.34	2,273.38	7,388.48
Trade Payables	32.58	-	32.58	-	-	-
Other Financial Liabilities	372.04	-	372.04	-	-	-
Total	10,608.98	-	533.79	413.34	2,273.38	7,388.48

Current maturity of Non-current borrowings is included and unamortised transaction cost paid to Lenders on upfront basis excluded from above non current borrowing

38 Capital Management

For the purpose of the Company's capital management, Capital consist of share capital, Securities Premium, Other equity in form of Subordinate Debt and all other reserves attributable to the equity holders of the Company.



The primary objective of the Company's capital management is to ensure that it maintains an efficient capital structure and healthy capital ratios in order to support its business and maximise shareholder value.

The Company manages its capital structure and makes adjustments to it in light of changes in economic conditions or its business requirements. To maintain or adjust the capital structure, the Company may adjust the dividend payment to shareholders, return capital to shareholders, issue new shares or obtained additional sub-ordinate debts. The Company monitors capital using debt equity ratio which does not exceed 3:1, which is total Borrowings divided by total equity excluding balance of deficit in statement of profit and loss.

The key performance ratios as at 31 March are as follows

	March 31, 2017 (INR In Million)	March 31, 2016 (INR In Million)	April 1, 2015 (INR In Million)
Non Current Borrowings* (refer note 13)	10,144.13	10,328.75	10,160.82
Current Borrowings (refer note15)	258.17	138.81	-
Total Debts - A	9,885.96	10,189.94	10,160.82
Equity Share Capital (refer note 11)	687.80	687.80	687.80
Other Equity (refer note 12)	432.35	812.02	1,359.28
Add: Deficit in statement of profit and loss (refer note 12)	3,565.15	3,185.49	2,460.88
Total Equity - B	4,685.30	4,685.32	4,507.96
Debt equity ratio (A/B)	2.11	2.17	2.25

* Non-current borrowings includes current maturities of non-current borrowings which has been classified under other current financial liabilities and the effect of transaction cost paid to lenders on upfront basis included in non-current borrowings.



39 Disclosure pursuant to Appendix - A to Ind AS 11 - " Service Concession Arrangements" ('SCA')

A. Description and classification of the arrangement

The Company has entered into Service Concession Agreement with NHAI for the purpose of four laning of MP/ Maharashtra Border- Dhule section of NH-3 from KM 168.500 to KM 265.00 in the state of Maharashtra under phase II on Design, Build, Finance, Operate and Transfer ("DBFOT") basis. The Concession Period is of 18 years including construction period of 910 days. The Company obtained completion certificate on 23rd January, 2012 from the National Highway Authority of India.

B. Significant Terms of the arrangements

i Revision of Toll Rate:

Toll rate shall be revised annually on April 01 subject to the provisions of the National Highways Fee (Determination of Rates and Collection) Rules, 2008.

ii Modification of Concession Period:

The Concession period shall be modified:

a If the Additional Tollway is opened to traffic between the 15th (fifteenth) and 18th (eighteenth) anniversary of the Appointed Date, the Concessionaire shall be entitled to an additional Concession Period, which shall be equal in duration to the period between the opening of the Additional Tollway and the 18th (eighteenth) anniversary. For the avoidance of doubt, if the Additional Tollway is opened on the 15th (fifteenth) anniversary, the Concession Period shall be deemed to be 21th (twenty one) year.

b If the Concession Period is to be increased in accordance with this Clause 30.2, the same shall be added to the concession period due to the Concessionaire under and in accordance with all other provisions of this Agreement

c If the average daily traffic exceeds the designed capacity of the project highway, the concession period shall be extended (not more than 5 years) in such a way so as to enable the concessionaire to yield Equity IRR of 16% p.a with an assumption of debt equity ratio of 70:30

d If the additional tollway has been constructed, either the concession period shall be extended or compensation has been granted.

e The concessionaire shall pay Additional Concession fees to the authority for the 10th year of the concession period, commencing from the day falling after 2610 days from COD, an amount equal to 2% of the total realisable fee during that year, payable on a pro rata basis for the period remaining in that year, and for each subsequent year of the concession period, Premium shall be determined by increasing the proportion of premium to the total realisable fee in the respective year by an additional 1% as compared to preceding year.

g In case of material default or breach of agreement by NHAI which causes suspension of or reduction in collection of Fees, it shall pay to the Concessionaire, the compensation for consequence of such material default or extend the concession period.

h If, due to change in the law, concessionaire suffers an increase in cost or reduction in net after-tax return or the other financial burden subject to the limits specified in the SCA, the SCA shall be modified in such a way that it nullifies such impact of cost increase, reduction in return or other financial burden. However if no such modification is done, concessionaire may require by notice to the authority to pay an amount that would place the concessionaire in the same financial position that it would have enjoyed, had there been no such change in the law. Any dispute in the said procedure shall be settled in accordance with the Dispute Resolution Procedure. Opposite will be the case, in case of reduction in cost.

iii Rights of the Concessionaire to use Project Highway

a To demand, collect and appropriate, Fee from vehicles and Users liable for payment of Fee for using the Project Highway or any part thereof and refuse entry of any vehicle if the Fee due is not paid.

b Right of Way, access and licence to the Site.

iv Obligation of the Concessionaire

a The concessionaire shall not assign, transfer or sublet or create any lien or Encumbrance on the SCA, or the Concession granted or on the whole or any part of the Project Highway nor transfer, lease or part possession thereof, save and except as expressly permitted by SCA or the Substitution Agreement. The project highway means site comprising the existing road comprising NH-202 from KM 18.60 to KM 54.00 and all Project asset, and its subsequent development and augmentation in accordance with the SCA.

b The concessionaire is under obligation to carry out the routine and periodic maintenance of Project Highway as per Schedule K of the SCA.

v Details of any assets to be given or taken at the end of concession period

At the end of the Concession period the company shall deliver the actual or constructive possession of the Project Highway, free and clear of all encumbrances.



vi Details of Termination

SCA can be terminated on account of default of the company or NHAI in the circumstances as specified under article 36 of the SCA.

C There has been no change in the concession arrangement during the year.

D Below is details of revenue and Loss recognised in the year March 31, 2017 and March 31, 2016 on exchange of construction services for intangible assets

The Company has recognised revenue of INR 1,826.93 million (March 31, 2016: INR 1,913.52 million) consisting of INR 136.66 million (March 31, 2016: INR 412.28 million) on construction and INR 1,690.27 million (March 31, 2016: INR 1,501.24 million) on operation of the toll road, which is the amount of toll collected. The Company has recognised loss of INR 378.93 million (March 31, 2016: INR 724.71 million) consisting of a Profit of INR Nil (March 31, 2016: INR Nil) on construction and loss of INR 378.93 million (March 31, 2016: INR 724.71 million) on operation of the toll road.



Dhule Palesner Tollway Limited
Notes to Financial Statements for the year ended March 31, 2017

40 First time adoption of Ind AS

These financial statements, for the year ended 31 March, 2017 are the first Ind AS financial statements, the company has prepared in accordance with Ind AS. For periods upto and including the year ended 31 March 2016, the company prepared its financial statements in accordance with accounting standards notified under section 133 of the companies Act, 2013 read with paragraph 7 of the companies (Account) Rules, 2014 (Previous Accordingly, The company has prepared financial statements which comply with Ind AS applicable for periods ending on 31 March, 2017 together with the comparative period data as at and for the year ended 31 March 2016, as described in the summary of significant accounting policies. In preparing these financial statements, the Company's opening balance sheet as prepared as at 1st April, 2015, the company's date of transition to Ind AS. This note explains the principle adjustments made by the company in restating its Previous GAAP financial statements including the balance sheet as at 1st April 2015 , and the previously published Previous GAAP financial statements as at and for the year ended March 31, 2016.

A Exemptions applied

Ind AS 101 "First-time Adoption of Indian Accounting Standards" allows first-time adopter certain exemptions from the retrospective application of certain requirements under Ind AS. The Company has applied the following exemptions:

Ind AS optional exemptions

a. Deemed cost

Ind AS 101 permits a first time adopter to elect to continue with the carrying value for all of its Property, Plant Equipment's as recognised in the financial statements as at the date of transition to Ind AS, measured as per the previous GAAP and use that as its deemed cost as at the date of transition.

Accordingly, since there is no change in the functional currency, the Company has elected to continue with the carrying value for all of its Property, Plant Equipment's as recognised in its Previous GAAP financials, as deemed cost at the transition date.

b. Revenue based amortization of Toll Collection Rights

Ind AS 101 permits a first time adopter to continue policy adopted for amortization of Toll Collection Rights arising from service concession arrangements related to toll roads recognised in the financial statements for the period ending immediately before the beginning of the first Ind AS financial reporting period as per the previous GAAP.

Accordingly, the company has elected to continue with the Revenue based amortisation method prescribed under Schedule II to the Companies Act, 2013 for toll collection rights recognised under service concession arrangements, as per policy adopted by the company in the previous GAAP.

Ind AS mandatory exceptions

a. Estimates

An entity's estimates in accordance with Ind AS at the date of transition to Ind AS shall be consistent with estimates made for the same date in accordance with previous GAAP, unless there is objective evidence that those estimates were in error.

b. Classification and measurement of financial assets


Ind AS 101 requires an entity to assess classification and measurement of financial assets on the basis of the facts and circumstances that exist at the date of transition to Ind AS.

B Reconciliation between Previous GAAP and Ind AS

Ind AS 101 requires an entity to reconcile equity, total comprehensive income and cash flows for prior periods. The following tables represent the reconciliations from previous GAAP to Ind AS:

a. Reconciliation of Total Equity as at March 31, 2016 & April 1, 2015

Particulars	Note No.	March 31, 2016 (INR In Million)	April 1, 2015 (INR In Million)
Total Equity under previous GAAP	A	(2,502.94)	(1,797.66)
Equity Component of Financial Instrument	i	3,997.52	3,820.18
Finance cost on account of amortised cost of financial liability	ii	(57.22)	(13.68)
Discounting/unwinding of liability / provision	iii	60.01	38.25
Reversal of amortisation of Intangible asset	iv	2.41	-
Impact of fair valuation of Financial Instruments		0.04	-
Total Ind AS Adjustments	B	4,002.76	3,844.74
Total Equity as per Ind AS	(C= A+B)	1,499.82	2,047.08



Dhule Palesner Tollway Limited
Notes to Financial Statements for the year ended March 31, 2017

b. Reconciliation of Total Comprehensive income for the year ended March 31, 2016

Particulars	Note No	March 31, 2016 (INR In Million)
Profit after tax as per Previous GAAP		(705.28)
Adjustments as per Ind AS		
Recognition of Finance cost on account of amortised cost of financial liability	ii	(43.54)
Discounting/unwinding of liability / provision	iii	21.66
Reversal of amortisation intangible assets	iv	2.41
Impact of fair valuation of Financial Instruments		0.04
Total Comprehensive Income as per Ind AS		(724.71)

Impact of Ind AS adoption on statement of cash flows for the year ended March 31, 2016			(INR In Million)
Particulars	Previous GAAP	Adjustments	Ind AS
Net cash flows from operating activities	1278.39	124.89	1,403.28
Net cash flows from investing activities	(425.65)	0.11	(425.54)
Net cash flows from financing activities	(823.90)	(124.99)	(948.89)
Net Increase in cash and cash equivalents	28.85	-	28.85
Cash and cash equivalents as at April 01, 2015	32.68	-	32.68
Cash and cash equivalents as at March 31, 2016	61.53	-	61.53

C Footnotes to the reconciliation of profit and loss for the year ended March 31, 2016 and equity as at April 01, 2015 and March 31, 2016 :

i. Equity Component of Financial Instrument

Under previous GAAP, Sub-debts loan received from promoters as promoter's contributions disclosed under long term borrowings. Under Ind AS, the interest free sub-debts loan as promoter's contributions considered as equity component of compound financial instrument and classified as other equity based on terms of contract.

ii. Finance cost recognition on account of amortised cost of financial liability:

Under Previous GAAP, transaction costs incurred in connection with borrowings are amortised upfront and charged to profit or loss / capitalized in the Intangible assets. Under Ind AS, transaction costs are included in the initial recognition amount of financial liability and charged to profit or loss using the effective interest method.

iii. Discounting / unwinding of Liability / Provision:

Under the previous GAAP, the provision of Major Maintenance expenses were recognised on undiscounted basis in the intangible assets. As required under Ind AS, the same have been recognised on discounted basis.

iv. Reversal of amortisation of intangible assets:

The transition impact of discounting of premium obligation and transaction cost of borrowing has results adjustment of intangible assets and reserve.



41 Standards issued but not yet effective

The standard issued, but not yet effective up to the date of issuance of the Company's financial statements is disclosed below. The Company intends to adopt this standard when it becomes effective.

Amendment to Ind AS 7 'Statement of cash flows':

The Ministry of Corporate Affairs issued the Companies (Indian Accounting Standards) (Amendments) Rules, 2017 in March 2017, notifying amendments to Ind AS 7, 'Statement of cash flows'. The amendment to Ind AS 7 requires the entities to provide disclosures that enable users of financial statements to evaluate changes in liabilities arising from financing activities, including both changes arising from cash flows and non-cash changes, suggesting inclusion of a reconciliation between the opening and closing balances in the balance sheet for liabilities arising from financing activities, to meet the disclosure requirement.

This standard will come into force from accounting period commencing on or after 1 April 2017. The Company will adopt the new standard on the effective date. The company is evaluating the requirements of the amendment and the effect on the financial statements is being evaluated.



Dhule Palesner Tollway Limited
Notes to Financial Statements for the year ended March 31, 2017

42 Disclosure in respect of Construction Contracts :

Revenue from fixed price construction contracts are recognized on the percentage of completion method, measured by reference to the percentage of cost incurred up to the year end to estimated total cost for each contract.

	March 31,2017 INR in Million	March 31,2016 INR in Million
I Contract revenue recognized as revenue in the year	136.66	412.28
II For Contracts that are in progress:-		
a. Contract costs incurred & recognized upto reporting date	(136.66)	(412.28)
b. Profits (less recognized losses) upto reporting date	-	-
c. Advances received	-	-
d. Retention Money	-	-
III Unbilled revenue	-	-
IV Unearned revenue	-	-

Percentage completion method for income recognition on long term contracts involves technical estimates by engineers/technical officials, of percentage of completion and costs to completion of each project/contract on the basis of which profit/loss is allocated.

43 Disclosure of Specified Bank Notes (SBNs):-

During the year company had specified bank notes or other denomination note as defined in the MCA notification G.S.R. 308(E) dated March 31, 2017 on the details of Specified Bank Notes (SBN) held and transacted during the period from November 8, 2016 to December 30, 2016, the denomination wise SBNs and other notes as per the notification is given below:

Particular	Specified Bank Notes (SBNs)*	Other Denomination Notes & coins	(Amount in INR)
			Total
Closing Cash in hand as on November 8, 2016	6,695,000	1,763,476	8,458,476
Add: Permitted Receipt	25,907,500	90,055,494	115,962,994
Less: Permitted Payments	-	(134,306)	(134,306)
Less: Amount deposited in Banks	(32,602,500)	(81,168,375)	(113,770,875)
Closing Cash in hand as on December 30, 2016	-	10,516,289	10,516,289

* For the purposes of this clause, the term 'Specified Bank Notes' shall have the same meaning provided in the notification of the Government of India, in the Ministry of Finance, Department of Economic Affairs number S.O. 3407(E), dated the 8th November, 2016.



44 Previous year figures:

The comparative financial information of the Company for the year ended March 31, 2016 and the transition date opening balance sheet as at April 01, 2015 included in these Ind AS financial statements, are based on the previously issued statutory financial statements prepared in accordance with the Companies (Accounting Standards) Rules, 2006 audited by a firm of Chartered Accountant other than S. R. Batliboi & Co. LLP. Previous years' figures have been regrouped /reclassified, where necessary, to conform to this year's classification.

As per our report of even date

For S.R. Batliboi & Co. LLP
Chartered Accountants
ICAI Firm Registration No.: 301003E/E300005

per *Avinash Sethi*
Partner
Membership No.: 89802



For and on behalf of the Board of Directors of
Dhule Palesner Tollway Limited

Vijram Patel
Vijram Patel
Director
DIN No.: 00048318

Nitin Patel
Nitin Patel
Director
DIN No.: 000466330

Sumit Patel
Sumit Patel
Company Secretary
M.No. -A47685

Rajkumar Dhoot
Rajkumar Dhoot
C.F.O

Place: Ahmedabad
Date: May 15, 2017