

INDEPENDENT AUDITOR'S REPORT

To the Members of Hyderabad Yadgiri Tollway Private Limited

Report on the Audit of the Ind AS Financial Statements**Opinion**

We have audited the accompanying Ind AS financial statements of Hyderabad Yadgiri Tollway Private Limited ("the Company"), which comprise the Balance sheet as at March 31 2019, the Statement of Profit and Loss, including the statement of Other Comprehensive Income, the Cash Flow Statement and the Statement of Changes in Equity for the year then ended, and notes to the financial statements, including a summary of significant accounting policies and other explanatory information (herein after referred to as 'Ind AS financial statements).

In our opinion and to the best of our information and according to the explanations given to us, the aforesaid Ind AS financial statements give the information required by the Companies Act, 2013, as amended ("the Act") in the manner so required and give a true and fair view in conformity with the accounting principles generally accepted in India, of the state of affairs of the Company as at March 31, 2019, its loss including other comprehensive income, its cash flows and the changes in equity for the year ended on that date.

Basis for Opinion

We conducted our audit of the Ind AS financial statements in accordance with the Standards on Auditing (SAs), as specified under section 143(10) of the Act. Our responsibilities under those Standards are further described in the 'Auditor's Responsibilities for the Audit of the Ind AS Financial Statements' section of our report. We are independent of the Company in accordance with the 'Code of Ethics' issued by the Institute of Chartered Accountants of India together with the ethical requirements that are relevant to our audit of the financial statements under the provisions of the Act and the Rules thereunder, and we have fulfilled our other ethical responsibilities in accordance with these requirements and the Code of Ethics. We believe that the audit evidence we have obtained is sufficient and appropriate to provide a basis for our audit opinion on the Ind AS financial statements.

Information Other than the Financial Statements and Auditor's Report thereon


The Company's Board of Directors is responsible for the other information. The other information comprises the information included in the Directors report, but does not include the Ind AS financial statements and our auditor's report thereon.

Our opinion on the Ind AS financial statements does not cover the other information and we do not express any form of assurance conclusion thereon.

In connection with our audit of the Ind AS financial statements, our responsibility is to read the other information and, in doing so, consider whether such other information is materially inconsistent with the financial statements or our knowledge obtained in the audit or otherwise appears to be materially misstated. If, based on the work we have performed, we conclude that there is a material misstatement of this other information, we are required to report that fact. We have nothing to report in this regard.

Responsibility of Management for the Ind AS Financial Statements

The Company's Board of Directors is responsible for the matters stated in section 134(5) of the Act with respect to the preparation of these Ind AS financial statements that give a true and fair view of the financial position, financial performance including other comprehensive income, cash flows and changes in equity of the Company in accordance with the accounting principles generally accepted in India, including the Indian Accounting Standards (Ind AS) specified under section 133 of the Act read with the Companies



(Indian Accounting Standards) Rules, 2015, as amended. This responsibility also includes maintenance of adequate accounting records in accordance with the provisions of the Act for safeguarding of the assets of the Company and for preventing and detecting frauds and other irregularities; selection and application of appropriate accounting policies; making judgments and estimates that are reasonable and prudent; and the design, implementation and maintenance of adequate internal financial controls, that were operating effectively for ensuring the accuracy and completeness of the accounting records, relevant to the preparation and presentation of the Ind AS financial statements that give a true and fair view and are free from material misstatement, whether due to fraud or error.

In preparing the Ind AS financial statements, management is responsible for assessing the Company's ability to continue as a going concern, disclosing, as applicable, matters related to going concern and using the going concern basis of accounting unless management either intends to liquidate the Company or to cease operations, or has no realistic alternative but to do so.


The Board of Directors are also responsible for overseeing the Company's financial reporting process.

Auditor's Responsibilities for the Audit of the Ind AS Financial Statements

Our objectives are to obtain reasonable assurance about whether the Ind AS financial statements as a whole are free from material misstatement, whether due to fraud or error, and to issue an auditor's report that includes our opinion. Reasonable assurance is a high level of assurance, but is not a guarantee that an audit conducted in accordance with SAs will always detect a material misstatement when it exists. Misstatements can arise from fraud or error and are considered material if, individually or in the aggregate, they could reasonably be expected to influence the economic decisions of users taken on the basis of these Ind AS financial statements.

As part of an audit in accordance with SAs, we exercise professional judgment and maintain professional skepticism throughout the audit. We also:

- ▶ Identify and assess the risks of material misstatement of the Ind AS financial statements, whether due to fraud or error, design and perform audit procedures responsive to those risks, and obtain audit evidence that is sufficient and appropriate to provide a basis for our opinion. The risk of not detecting a material misstatement resulting from fraud is higher than for one resulting from error, as fraud may involve collusion, forgery, intentional omissions, misrepresentations, or the override of internal control.
- ▶ Obtain an understanding of internal control relevant to the audit in order to design audit procedures that are appropriate in the circumstances. Under section 143(3)(i) of the Act, we are also responsible for expressing our opinion on whether the Company has adequate internal financial controls system in place and the operating effectiveness of such controls.
- ▶ Evaluate the appropriateness of accounting policies used and the reasonableness of accounting estimates and related disclosures made by management.
- ▶ Conclude on the appropriateness of management's use of the going concern basis of accounting and, based on the audit evidence obtained, whether a material uncertainty exists related to events or conditions that may cast significant doubt on the Company's ability to continue as a going concern. If we conclude that a material uncertainty exists, we are required to draw attention in our auditor's report to the related disclosures in the financial statements or, if such disclosures are inadequate, to modify our opinion. Our conclusions are based on the audit evidence obtained up to the date of our auditor's report. However, future events or conditions may cause the Company to cease to continue as a going concern.
- ▶ Evaluate the overall presentation, structure and content of the Ind AS financial statements, including the disclosures, and whether the Ind AS financial statements represent the underlying transactions and events in a manner that achieves fair presentation.



We communicate with the board of directors regarding, among other matters, the planned scope and timing of the audit and significant audit findings, including any significant deficiencies in internal control that we identify during our audit.

We also provide the board of directors with a statement that we have complied with relevant ethical requirements regarding independence, and to communicate with them all relationships and other matters that may reasonably be thought to bear on our independence, and where applicable, related safeguards.

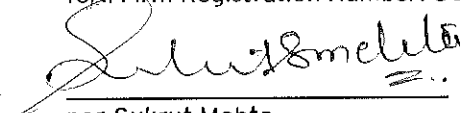
Report on Other Legal and Regulatory Requirements

1. As required by the Companies (Auditor's Report) Order, 2016 ("the Order"), issued by the Central Government of India in terms of sub-section (11) of section 143 of the Act, we give in the "Annexure 1" a statement on the matters specified in paragraphs 3 and 4 of the Order.
2. As required by Section 143(3) of the Act, we report that:
 - (a) We have sought and obtained all the information and explanations which to the best of our knowledge and belief were necessary for the purposes of our audit;
 - (b) In our opinion, proper books of account as required by law have been kept by the Company so far as it appears from our examination of those books;
 - (c) The Balance Sheet, the Statement of Profit and Loss including the Statement of Other Comprehensive Income, the Cash Flow Statement and Statement of Changes in Equity dealt with by this Report are in agreement with the books of account;
 - (d) In our opinion, the aforesaid Ind AS financial statements comply with the Accounting Standards specified under Section 133 of the Act, read with Companies (Indian Accounting Standards) Rules, 2015, as amended;
 - (e) On the basis of the written representations received from the directors as on March 31, 2019 taken on record by the Board of Directors, none of the directors is disqualified as on March 31, 2019 from being appointed as a director in terms of Section 164 (2) of the Act;
 - (f) With respect to the adequacy of the internal financial controls over financial reporting of the Company with reference to these Ind AS financial statements and the operating effectiveness of such controls, refer to our separate Report in "Annexure 2" to this report;
 - (g) The provisions of section 197 read with Schedule V of the Act are not applicable to the Company for the year ended March 31, 2019;
 - (h) With respect to the other matters to be included in the Auditor's Report in accordance with Rule 11 of the Companies (Audit and Auditors) Rules, 2014, as amended in our opinion and to the best of our information and according to the explanations given to us:
 - i. The Company has disclosed the impact of pending litigations on its financial position in its Ind AS financial statements - Refer Note 33 to the Ind AS financial statements;
 - ii. The Company did not have any long-term contracts including derivative contracts for which there were any material foreseeable losses; and
 - iii. There were no amounts which were required to be transferred to the Investor Education and Protection Fund by the Company.

For S.R. Batliboi & Co LLP


Chartered Accountants

ICAI Firm Registration Number: 301003E/E300005


per Sukrut Mehta

Partner

Membership Number: 101794




Place of Signature: Ahmedabad

Date: May 17, 2019

Annexure 1 referred to in Paragraph 1 of Report on Other Legal and Regulatory Requirements of our report of even date of Hyderabad Yadgiri Tollway Private Limited for the year ended March 31, 2019.

- (i) a) The company has maintained proper records showing full particulars, including quantitative details and situation of property plant & equipment;
- b) The property plant & equipments have been physically verified by the management during the year which in our opinion is reasonable considering the nature and size of its assets. No material discrepancies were noticed on such verification;
- c) According to the information and explanations given by the management, the title deeds of immovable properties held as property plant & equipment are in the name of the company;
- (ii) The Company is in the business of development, construction as well as operation & maintenance of road infrastructure projects, which does not require it to hold any inventory. Accordingly, the requirements under clause 3(ii) of the Order are not applicable to the Company and hence not commented upon;
- (iii) (a) The Company has granted loan to one company covered in the register maintained under section 189 of the Act. In our opinion and according to the information and explanations given to us, the terms and conditions of the loans are not prejudicial to the Company's interest;
- (b) The loan granted by the Company is repayable on demand, to company covered in the register maintained under section 189 of the Act. We have been informed that the Company has not demanded repayment of such loan during the year, and thus, there has been no default on the part of the party to whom the money has been lent. The payment of interest has been regular;
- (c) There is no overdue amount of loans granted to companies, firm or other parties in the register maintained under section 189 of the Act which are outstanding for more for more than ninety days.
- (iv) In our opinion and according to the information and explanations given to us, there are no loans given in respect of which provisions of section 185 of the Act are applicable and hence not commented upon. Further, based on the information and explanations given to us, being an Infrastructure Company, provision of section 186 of the Act is not applicable to the Company and hence not commented upon.
- (v) The Company has not accepted any deposits within the meaning of section 73 to 76 of the Act and the Companies (Acceptance of deposits) rules, 2014 (as amended). Accordingly, the provision of clause 3(v) of the order are not applicable and hence not commented upon.
- (vi) We have broadly reviewed the books of account maintained by the Company pursuant to the rules made by the Central Government for the maintenance of cost records under section 148(1) of the Act, related to construction of road and infrastructure projects related services, and are of the opinion that prima facie, the specified accounts and records have been made and maintained. We have not, however, made a detailed examination of the same.
- (vii) a) According to information and explanations given to us and on the basis of examination of the records of the company provided to us, amounts deducted/accrued in the books of account in respect of undisputed statutory dues including provident fund, employees' state insurance, income-tax, goods and service tax, cess and other statutory dues applicable to it are generally regularly deposited with appropriate authorities. According to the information and explanation given to us there are no dues payable on account of duty of custom during the year.
- b) According to the information and explanations given to us, no undisputed amounts payable in respect of provident fund, employee's state insurance, income-tax, goods and service tax, cess and other material statutory dues were outstanding, at the year end, for a period of more than six months from the date they became payable.





S.R. BATLIBOI & Co. LLP

Chartered Accountants

- c) According to the information and explanations given to us, there are no statutory dues which have not been deposited on account of any dispute.
- (viii) In our opinion and according to information and explanations given by the management, we are of the opinion that the Company has not defaulted in repayment of loans from bank and dues to debenture holders. The Company did not have any dues payable to the financial institution and government during the year.
- (ix) According to the information and explanations given by the management, the Company has not raised any money by way of initial public offer or further public offer (including debt instruments) and term loans during the year and hence, reporting under clause 3(ix) is not applicable to the Company and hence not commented upon.
- (x) Based upon the audit procedures performed for the purpose of reporting the true and fair view of the financial statements and according to the information and explanations given by the management, we report that no fraud by the company or no material fraud on the company by the officers and employees of the Company has been noticed or reported during the year.
- (xi) According to the information and explanations given by the management, the Company has not paid or provided any remuneration to the manager or directors appointed under the Act and hence the provision of section 197 read with Schedule V to the Act has been complied.
- (xii) In our opinion, the Company is not a nidhi company. Therefore, the provisions of clause 3(xii) of the order are not applicable to the Company and hence not commented upon.
- (xiii) According to the information and explanations given by the management, transactions with the related parties are in compliance with section 177 and 188 of the Act where applicable and the details have been disclosed in the notes to the Ind AS financial statements, as required by the applicable accounting standards.
- (xiv) According to the information and explanations given to us and on an overall examination of the balance sheet, the company has not made any preferential allotment or private placement of shares or fully or partly convertible debentures during the year under review and hence reporting requirement under clause 3(xiv) are not applicable to the company and not commented upon.
- (xv) According to the information and explanations given by the management, the Company has not entered into any non-cash transactions with directors or persons connected with him as referred to in section 192 of the Act.
- (xvi) According to the information and explanations given to us, the company is not required to be registered under section 45IA of Reserve Bank of India Act, 1934 and hence reporting requirement under clause 3(xvi) are not applicable to the company and not commented upon.

For S.R. Batliboi & Co LLP
Chartered Accountants
ICAI Firm Registration Number: 301003E/E300005


per Sukrut Mehta
Partner
Membership Number: 101974
Place of Signature: Ahmedabad
Date: May 17, 2019



Annexure 2 of the Independent Auditor's Report of even date on the Ind AS Financial Statements of Hyderabad Yadgiri Tollway Private Limited

Report on the Internal Financial Controls under Clause (i) of Sub-section 3 of Section 143 of the Companies Act, 2013 ("the Act")

We have audited the internal financial controls over financial reporting of Hyderabad Yadgiri Tollway Private Limited ("the Company") as of March 31, 2019 in conjunction with our audit of the Ind AS financial statements of the Company for the year ended on that date.

Management's Responsibility for Internal Financial Controls

The Company's management is responsible for establishing and maintaining internal financial controls based on the internal control over financial reporting criteria established by the Company considering the essential components of internal control stated in the Guidance Note on Audit of Internal Financial Controls over Financial Reporting issued by the Institute of Chartered Accountants of India. These responsibilities include the design, implementation and maintenance of adequate internal financial controls that were operating effectively for ensuring the orderly and efficient conduct of its business, including adherence to the Company's policies, the safeguarding of its assets, the prevention and detection of frauds and errors, the accuracy and completeness of the accounting records, and the timely preparation of reliable financial information, as required under the Act.

Auditor's Responsibility


Our responsibility is to express an opinion on the Company's internal financial controls over financial reporting with reference to these financial statements based on our audit. We conducted our audit in accordance with the Guidance Note on Audit of Internal Financial Controls Over Financial Reporting (the "Guidance Note") and the Standards on Auditing as specified under section 143(10) of the Companies Act, 2013, to the extent applicable to an audit of internal financial controls and, both issued by the Institute of Chartered Accountants of India. Those Standards and the Guidance Note require that we comply with ethical requirements and plan and perform the audit to obtain reasonable assurance about whether adequate internal financial controls over financial reporting with reference to these financial statements was established and maintained and if such controls operated effectively in all material respects.

An audit involves performing procedures to obtain audit evidence about the adequacy of the internal financial controls over financial reporting with reference to these financial statements and their operating effectiveness. Our audit of internal financial controls over financial reporting included obtaining an understanding of internal financial controls over financial reporting with reference to these financial statements, assessing the risk that a material weakness exists, and testing and evaluating the design and operating effectiveness of internal control based on the assessed risk. The procedures selected depend on the auditor's judgement, including the assessment of the risks of material misstatement of the Ind AS financial statements, whether due to fraud or error.

We believe that the audit evidence we have obtained is sufficient and appropriate to provide a basis for our audit opinion on the internal financial controls over financial reporting with reference to these financial statements.

Meaning of Internal Financial Controls Over Financial Reporting With Reference to these Financial Statements

A company's internal financial control over financial reporting with reference to these financial statements is a process designed to provide reasonable assurance regarding the reliability of financial reporting and the preparation of financial statements for external purposes in accordance with generally accepted accounting principles. A company's internal financial control over financial reporting with reference to these Ind AS financial statements includes those policies and procedures that (1) pertain to the maintenance of records that, in reasonable detail, accurately and fairly reflect the transactions and dispositions of the assets of the company; (2) provide reasonable assurance that transactions are recorded



S.R. BATLIBOI & Co. LLP

Chartered Accountants

as necessary to permit preparation of financial statements in accordance with generally accepted accounting principles, and that receipts and expenditures of the company are being made only in accordance with authorisations of management and directors of the company; and (3) provide reasonable assurance regarding prevention or timely detection of unauthorised acquisition, use, or disposition of the company's assets that could have a material effect on the financial statements.


Inherent Limitations of Internal Financial Controls Over Financial Reporting With Reference to these Financial Statements

Because of the inherent limitations of internal financial controls over financial reporting with reference to these financial statements, including the possibility of collusion or improper management override of controls, material misstatements due to error or fraud may occur and not be detected. Also, projections of any evaluation of the internal financial controls over financial reporting with reference to these Ind AS financial statements to future periods are subject to the risk that the internal financial control over financial reporting with reference to these financial statements may become inadequate because of changes in conditions, or that the degree of compliance with the policies or procedures may deteriorate.

Opinion


In our opinion, the Company has, in all material respects, adequate internal financial controls over financial reporting with reference to these financial statements and such internal financial controls over financial reporting with reference to these financial statements were operating effectively as at March 31, 2019, based on the internal control over financial reporting criteria established by the Company considering the essential components of internal control stated in the Guidance Note on Audit of Internal Financial Controls Over Financial Reporting issued by the Institute of Chartered Accountants of India.

For S.R. Batliboi & Co LLP
Chartered Accountants
ICAI Firm Registration Number: 301003E/E300005



per Sukrut Mehta
Partner
Membership Number: 101974

Place of Signature: Ahmedabad
Date: May 17, 2019



Hyderabad Yadgiri Tollway Private Limited
Balance Sheet as at March 31, 2019

Particulars	Note No.	As at	As at
		March 31, 2019	March 31, 2018
		INR in Million	INR in Million
ASSETS			
1 Non-Current Assets			
(a) Property, plant and equipments	5	24.73	25.88
(b) Investment property	6	3.43	3.43
(c) Intangible assets	7	5,820.37	6,015.68
(d) Other assets	12	6.46	1.75
Total Non-current assets		5,854.99	6,046.74
2 Current Assets			
(a) Financial assets			
(i) Investments	8	47.52	-
(i) Cash and cash equivalents	9	43.73	34.67
(ii) Loans	10	347.02	90.52
(iii) Other financial assets	11	41.43	56.99
(b) Other assets	12	83.69	22.31
(c) Current tax assets (net)	13	-	1.18
Total Current assets		563.39	205.67
Total Assets		6,418.38	6,252.41
EQUITY AND LIABILITIES			
EQUITY			
Equity share capital	14	32.47	32.47
Other equity	15	(282.81)	(148.49)
Total equity		(250.34)	(116.02)
LIABILITIES			
1 Non-Current Liabilities			
(a) Financial liabilities			
(i) Borrowings	16	3,600.28	3,693.73
(ii) Other financial liabilities	19	2,448.02	2,239.22
(b) Provisions	17	21.80	0.67
Total Non-current liabilities		6,070.10	5,933.62
2 Current Liabilities			
(a) Financial liabilities			
(i) Trade payables	18	-	-
-Total outstanding dues of micro and small enterprises		-	-
-Total outstanding dues of creditors other than micro and small enterprises		169.16	22.03
(ii) Other financial liabilities	19	105.50	76.52
(b) Other liabilities	20	50.42	30.16
(c) Provisions	17	273.54	306.10
Total Current liabilities		598.62	434.81
Total Equity and Liabilities		6,418.38	6,252.41

Summary of significant accounting policies

3


The accompanying notes are an integral part of these financial statements.
As per our report of even date

For S. R. Batliboi & Co LLP
Chartered Accountants

ICAI Firm Registration No.:301003E/E300005

per Sukrut Mehta
Partner
Membership No.: 101974

Place: Ahmedabad
Date: May 17, 2019



For and on behalf of the Board of Directors of
Hyderabad-Yadgiri Tollway Private Limited

Vipul H Patel
Director
DIN No.: 06634262

Place: Ahmedabad
Date: May 17, 2019

Darshan H Bhatt
Director
DIN No.: 07814974



Hyderabad Yadgiri Tollway Private Limited
Statement of Profit and Loss for the year ended March 31, 2019




Particulars	Note No.	March 31, 2019	March 31, 2018
		INR In Million	INR In Million
INCOME			
I Revenue from operations	21	939.25	735.50
II Other Income	22	23.11	13.03
III Total Income (I+II)		962.36	748.53
EXPENSES			
a. Sub-contractor charges		166.22	39.38
b. Operating expenses	23	104.45	80.88
c. Employee benefits expenses	24	16.56	16.22
d. Finance cost	25	597.82	632.37
e. Depreciation and amortization	26	196.66	187.19
f. Other expenses	27	15.17	8.38
IV Total Expenses		1,096.88	964.41
V Loss for the year (III - IV)		(134.52)	(215.88)
Other Comprehensive Income			
Other comprehensive income to be reclassified to profit or loss in subsequent periods:			
Remeasurements (losses)/gain on defined benefit plans (refer note 30)		0.15	0.03
Income tax effect		-	-
VI Other Comprehensive Income for the year		0.15	0.03
VII Total Comprehensive Income for the year, net of tax (V+VI)		(134.37)	(215.85)

Earning per share [Nominal Value of share INR 10/-] Basic and Diluted (in INR)	29	(41.42)	(66.48)
---	----	---------	---------

Summary of significant accounting policies 3

The accompanying notes are an integral part of these financial statements.
As per our report of even date

For S. R. Batliboi & Co LLP
Chartered Accountants
ICAI Firm Registration No.:301003E/E300005

per Sukrut Mehta
Partner
Membership No.: 101974


For and on behalf of the Board of Directors of
Hyderabad-Yadgiri Tollway Private Limited

Vipul H Patel
Director
DIN No.: 06634262

Darshan H Bhatt
Director
DIN No.: 07814974


Date: May 17, 2019
Place: Ahmedabad

Hyderabad Yadgiri Tollway Private Limited
Statement of Changes in Equity for the year ended March 31, 2019

A. Equity Share Capital

Equity shares of INR 10 each issued, subscribed and fully paid (note 14)	Number of Shares	(INR in Million)
As at April 1, 2017	32,47,383	32.47
Add/(Less): Changes during the year	-	-
As at March 31, 2018	32,47,383	32.47
Add/(Less): Changes during the year	-	-
As at March 31, 2019	32,47,383	32.47

B. Other Equity

(INR in million)


Particulars	Equity Component of Compound Financial Instrument (Note 15)	Reserves and Surplus		Total
		Securities Premium (Note 15)	Retained Earning (Note 15)	
As at April 1, 2017	1,297.69	140.76	(1,371.09)	67.36
Loss for the year	-	-	(215.88)	(215.88)
Other comprehensive income for the year	-	-	0.03	0.03
As at March 31, 2018	1,297.69	140.76	(1,586.94)	(148.49)
As at April 1, 2018	1,297.69	140.76	(1,586.94)	(148.49)
Loss for the year	-	-	(134.52)	(134.52)
Other comprehensive income for the year	-	-	0.15	0.15
As at March 31, 2019	1,297.69	140.76	(1,721.31)	(282.81)

The accompanying notes are an integral part of these financial statements.
As per our report of even date

For S. R. Batliboi & Co LLP
Chartered Accountants
ICAI Firm Registration No.: 301003E/E300005

per Sukrut Mehta
Partner
Membership No.: 101974

Date: May 17, 2019
Place: Ahmedabad




For and on behalf of the Board of Directors of
Hyderabad-Yadgiri Tollway Private Limited

Vipul H Patel
Director
DIN No.: 06634262


Date: May 17, 2019
Place: Ahmedabad

Darshan H Bhatt
Director
DIN No.: 07814974



Hyderabad Yadgiri Tollway Private Limited
Cash Flow Statement for the year ended March 31, 2019

Particulars	March 31, 2019	March 31, 2018
	INR in Million	INR in Million
(A) Cash flows from operating activities		
Net (loss) before tax	(134.52)	(215.88)
<i>Adjustments to reconcile profit before tax to net cash flows:</i>		
Depreciation and amortisation	196.66	187.19
Interest and other borrowing cost	597.82	632.37
Gain on sale of units in mutual funds	(3.22)	(4.62)
Interest income	(19.63)	(1.58)
Periodic major maintenance expense	43.85	38.31
Operating profit before working capital changes	680.95	635.79
<i>Working capital changes:</i>		
(Increase) / Decrease in financial asset	33.23	96.05
(Increase) / Decrease in current assets	(61.38)	(20.35)
Increase / (Decrease) in financial liabilities and other liabilities	9.79	(21.05)
Increase/ (Decrease) in trade payables	147.13	8.95
Increase/ (Decrease) in provisions	(86.29)	0.24
Cash generated from operating activities	723.43	699.63
Direct taxes paid (net of income tax refund)	(3.53)	(1.52)
Net cash flow generated from operating activities (A)	719.91	698.11
(B) Cash flows from investing activities		
Purchase of property, plant and equipment	(25.42)	(3.41)
Proceeds on sale of property, plant and equipment	-	0.31
Short term loan given	(256.50)	(117.65)
Short term loan received back	-	26.97
Purchase of units in mutual funds	(757.33)	(714.98)
Proceeds from sale of units in mutual funds	713.03	804.65
Interest received	1.96	0.38
Net cash flow (used) in investing activities (B)	(324.26)	(3.73)
(C) Cash flows from financing activities		
Proceeds from non-current Borrowings	-	1,459.17
Repayment of non-current Borrowings	(37.83)	(1,542.09)
Proceeds from current borrowings	-	87.50
Repayment of current borrowings	-	(322.48)
Interest and other borrowing cost paid	(348.75)	(362.69)
Net cash flow (used) in financing activities (C)	(386.58)	(680.59)
Net increase / (decrease) in cash and cash equivalents (A + B + C)	9.06	13.79
Cash and cash equivalents at beginning of the year	34.67	20.88
Cash and cash equivalents at end of the year	43.73	34.67



Hyderabad Yadgiri Tollway Private Limited
Cash Flow Statement for the year ended March 31, 2019

Notes:

(i) Components of cash and cash equivalents (refer note 9)

	March 31, 2019 INR in Million	March 31, 2018 INR in Million
Cash on hand	5.56	2.71
Balances with banks in current accounts	38.17	31.96
Cash and cash equivalents	43.73	34.67

(ii) The cash flow statement has been prepared under indirect method as per Indian Accounting Standard - 7 "Cash Flow Statement".

Changes in liabilities arising from financing activities

(INR in Million)

Particulars	April 1, 2018	Net Cash flow	Change in fair value	Others*	March 31, 2019
Non-current borrowings (including current maturities)	3,730.42	(37.83)	1.14	-	3,693.73
Interest accrued	0.50	(348.75)	-	348.74	0.49
Total	3,730.92	(386.58)	1.14	348.74	3,694.22

(INR in Million)

Particulars	April 1, 2017	Net Cash flow	Change in fair value	Others*	March 31, 2018
Non-current borrowings (including current maturities)	3,791.91	(82.92)	22.34	(0.91)	3,730.42
Current borrowings	234.98	(234.98)	-	-	-
Interest accrued	6.91	(362.69)	-	356.28	0.50
Total	4,033.80	(680.59)	22.34	355.37	3,730.92

*Others represent exchange difference on external commercial borrowing as well as interest accrued during the year.

(iv) Figures in brackets represent outflows.

As per our report of even date

For S. R. Batlibol & Co LLP
Chartered Accountants

ICAI Firm Registration No.: 301003E/E300005

per Sukrut Mehta
Partner
Membership No.: 101974

Date: May 17, 2019
Place: Ahmedabad



For and on behalf of the Board of Directors of
Hyderabad-Yadgiri Tollway Private Limited

Vipul H Patel
Director
DIN No.: 06634262

Date: May 17, 2019
Place: Ahmedabad

Darshan H Bhatt
Director
DIN No.: 07814974

Hyderabad – Yadgiri Tollway Private Limited
Notes to Financial statement for the year ended March 31, 2019

1. Company information:

Hyderabad -Yadgiri Tollway Private Limited ("the Company") is a private company domiciled in India and is incorporated under the provisions of the Companies Act applicable in India. It is wholly owned subsidiary of Sadbhav Infrastructure Project Limited which is listed on two recognized stock exchanges in India. The registered office of the company is located at "Sadbhav House", Opp. Law Garden Police Chawki, Ellisbridge, Ahmedabad-380006.

The Company was incorporated as a Special Purpose Vehicle (SPV) in January, 2010, for the purpose of four laning of Hyderabad- Yadgiri section of NH-202 from KM 18.60 to KM 54.00 in the state of Andhra Pradesh on Design, Build, Finance, Operate and Transfer ("DBFOT") basis. The Company has entered into Concession Agreement with National Highways Authority of India (NHAI) with a Concession Period of 23 years w.e.f 24th February, 2010. The Company had received provisional completion certificate dated 10th December'12 from NHAI. The toll collection had commenced from that date.

The financial statements were authorized for issue in accordance with a resolution of the directors on May 17, 2019.

2. Basis of preparation

The financial statements of the Company have been prepared in accordance with Indian Accounting Standards ("Ind AS") notified under the Companies (Indian Accounting Standards) Rules, 2015 (as amended from time to time) and presentation requirements of Division II of Schedule III to the Companies Act 2013, (Ind AS compliant Schedule III), as applicable to standalone financial statements. These financial statements have been prepared on a historical cost convention and on an accrual basis, except for the followings assets and liabilities which have been measured at fair value:

- Certain financial assets and liabilities measured at fair value (refer accounting policy regarding financial instruments),

The financial statements are presented in INR and all values are rounded to the nearest million (INR 000,000), except when otherwise indicated.

3. Summary of significant accounting policies

The following are the significant accounting policies applied by the company in preparing its financial statements:

3.1 Current versus non-current classification


The Company presents assets and liabilities in the Balance Sheet based on current/non-current classification. An asset is current when it is:

- Expected to be realised or intended to be sold or consumed in the normal operating cycle;
- Expected to be realised within twelve months after the reporting period;
- Held primarily for the purpose of trading; or
- Cash or cash equivalent unless restricted from being exchanged or used to settle a liability for at least twelve months after the reporting period.

All other assets are classified as non-current.

A liability is current when:

- It is expected to be settled in the normal operating cycle;
- It is due to be settled within twelve months after the reporting period; or



Hyderabad – Yadgiri Tollway Private Limited
Notes to Financial statement for the year ended March 31, 2019

- Held primarily for the purpose of trading; or
- There is no unconditional right to defer the settlement of the liability for at least twelve months after the reporting period.

The Company classifies all other liabilities as non-current.

Deferred tax assets and liabilities are classified as non-current assets and liabilities.

Operating cycle

The operating cycle is the time between the acquisition of assets for processing and their realization in cash and cash equivalents. The Company has identified twelve months as its normal operating cycle.

3.2 Service Concession Arrangement

Toll collection rights

The Company builds infrastructure assets under public-to-private Concession Arrangements which it operates and maintains for periods specified in the Concession Arrangements.

Under the Concession Agreements, where the Company has received the right to charge users of the public service, such rights are recognised and classified as “Intangible Assets” in accordance with Appendix C to Ind AS 115. Such right is not an unconditional right to receive consideration because the amounts are contingent to the extent that the public uses the service and thus are recognised and classified as intangible assets. Such an intangible asset is recognised by the Company at cost (which is the fair value of the consideration received or receivable for the construction services delivered) and is capitalized when the project is complete in all respects and when the company receives the completion certificate from the authority as specified in the Concession Agreement. The economics of the project is for the entire length of the road / infrastructure as per the bidding submitted.

Premium Capitalization in Toll collection rights


The Company has contractual obligation to pay premium (concession fees) to National Highway Authority of India (“NHAI”), Grantor, over the concession period. Such obligation has been recognised upfront on a discounted basis when the project gets completed as per the Concession Agreements as ‘Intangible assets – Toll Collection Right’ and corresponding obligation for committed premium is recognised as liabilities.

Amortization of Toll collection rights

The intangible assets which are recognised in the form of Toll right to charge users of the infrastructure asset are amortized by taking proportionate of actual revenue received for the year over Total Projected Revenue from project to Cost of Intangible assets i.e. proportionate of actual revenue earned for the year over Total Projected Revenue from the Intangible assets expected to be earned over the balance concession period as estimated by the management.

As required, total Projected Revenue reviewed by the management at the end of the each financial year and accordingly, the total projected revenue is adjusted to reflect any changes in the estimates which lead to the actual collection at the end of the concession period.

3.3 Property, Plant and Equipment



Hyderabad – Yadgiri Tollway Private Limited
Notes to Financial statement for the year ended March 31, 2019

Property, Plant and Equipment are stated at cost, net of accumulated depreciation and accumulated impairment losses, if any. Such cost comprise the purchase price, borrowing costs if the recognition criteria are met and directly attributable cost of bringing the assets to its working condition for its intended use. When significant parts of plant and equipment are required to be replaced at intervals, the company depreciates them separately based on their specific useful lives.

All other expenses on existing property plant and equipment, including day-to-day repair and maintenance expenditure are charged to the statement of profit and loss for the period during which such expenses are incurred.

Derecognition

An item of property, plant and equipment is derecognised upon disposal or when no future economic benefits are expected from its use or disposal. Any gain or loss arising on de-recognition of the asset (calculated as the difference between the net disposal proceeds and the carrying amount of the asset) is included in the Statement of Profit and Loss when the asset is de-recognised.

Depreciation

Depreciation on property, plant and equipment is provided on the written down value method basis over useful lives of the assets as prescribed under Part C of Schedule II to the Companies Act, 2013. When parts of an item of property, plant and equipment have different useful life, they are accounted for as separate items (Major Components) and are depreciated over their useful life or over the remaining useful life of the principal assets whichever is less.

Depreciation for assets purchased/sold during a period is proportionately charged for the period of use.


The estimated useful lives, residual values and depreciation method are reviewed at the end of each reporting period, with the effect of any changes in estimate accounted for on a prospective basis.

3.4 Intangible assets:

Intangible assets acquired separately are measured on initial recognition at cost. Following initial recognition, Intangible assets are carried at cost less accumulated amortisation and accumulated impairment losses, if any

The useful lives of intangible assets are assessed as either finite or indefinite.

Intangible assets with finite lives are amortised over their useful economic lives and assessed for impairment whenever there is an indication that the intangible asset may be impaired. The amortisation period and the amortisation method for an intangible asset with a finite useful life are reviewed at least at the end of each reporting period. Changes in the expected useful life or the expected pattern of consumption of future economic benefits embodied in the asset are considered to modify the amortisation period or method, as appropriate, and are treated as changes in accounting estimates. The amortisation expense on intangible assets with finite lives is recognised in the Statement of Profit and Loss.



Hyderabad – Yadgiri Tollway Private Limited
Notes to Financial statement for the year ended March 31, 2019

Intangible assets with indefinite useful lives are not amortised, but are tested for impairment annually, either individually or at the cash-generating unit level. The assessment of indefinite life is reviewed annually to determine whether the indefinite life continues to be supportable. If not, the change in useful life from indefinite to finite is made on a prospective basis.

Gains or losses arising from derecognition of an intangible asset are measured as the difference between the net disposal proceeds and the carrying amount of the asset and are recognised in the Statement of Profit and Loss when the asset is derecognised.

Amortisation

Software is amortized over management estimate of its useful life of 3-6 years.

The residual value, useful live and method of depreciation of intangible assets are reviewed at each financial year end and adjusted prospectively, if appropriate.

3.5 Impairment – Non-financial assets

The company assesses at each reporting date whether there is an indication that an asset may be impaired. If any indication exists the company estimates the asset's recoverable amount. An asset's recoverable amount is the higher of an asset's fair value less costs to sell and its value in use. The recoverable amount is determined for an individual asset which is based on the discounting of estimated future cash flows to their present value using a pre-tax discount rate that reflects current market assessments of the time value of money and the risks specific to the asset. In determining net selling price, recent market transactions are taken into account, if available. If no such transactions can be identified, an appropriate valuation model is used. When the carrying amount of an asset exceeds its recoverable amount, the asset is considered impaired and is written down to its recoverable amount. The impairment loss is recognized in the statement of profit and loss.

The Company bases its impairment calculation on detailed budgets and forecasts calculation (DCF method). These budgets and forecasts calculations generally covering a period of the concession agreements using long terms growth rates applied to future cash flows.

Intangible assets with indefinite useful lives are tested for impairment annually as and when circumstances indicate that the carrying value may be impaired

3.6 Revenue from contract with customers

Revenue from contract with customer is recognized when control of the goods or services are transferred to the customer at an amount that reflects the consideration to which the Company expects to be entitled in exchange for those goods or services. The specific recognition criteria described below must also be met before revenue is recognized. The company has concluded that it is principal in its revenue arrangements because it typically controls services before transferring them to the customer.

i. Toll operation services

Revenue from Toll operation services is recognised over a period as each toll road-user simultaneously receives and consumes the benefits provided by the Company. However, given the short time period over which the company provides road operating services to each road user (i.e. the duration of the



Hyderabad – Yadgiri Tollway Private Limited
Notes to Financial statement for the year ended March 31, 2019

time it takes the road user to travel the length of the toll road), the Company recognises toll revenue when it collects the tolls as per rates notified by National Highway Authority of India.

ii. Construction services

Revenue from construction services is recognised over a period as the customer simultaneously receives and consumes the benefits provided by the Company and measure revenue based on input method i.e. revenue recognised on the basis of cost incurred to satisfaction of a performance obligation relative to the total expected cost to the satisfaction of that performance obligation. If the outcome of a performance obligation satisfied over time cannot be reasonably measured, revenue is calculated using the zero-profit method in the amount of the contract costs incurred and probably recoverable.

3.7 Other Income

Gain or loss on sale of Mutual Fund

Gain or loss on sale of mutual fund is recorded on transfer of title from the Company, and is determined as the difference between the sale price and carrying value of mutual fund and other incidental expenses.

Interest

For all debt instruments measured at amortized cost, interest income is recorded using the effective interest rate (EIR). EIR is the rate that exactly discounts the estimated future cash payments or receipts over the expected life of the financial instrument or a shorter period, where appropriate, to the gross carrying amount of the financial asset or to the amortized cost of a financial liability. When calculating the effective interest rate, the Company estimates the expected cash flows by considering all the contractual terms of the financial instrument (for example, prepayment, extension, call and similar options) but does not consider the expected credit losses. Interest income is included in other income in the statement of profit and loss.

Dividend


Income from dividend on investment is accrued in the year in which it is declared, whereby right to receive is established.

3.8 Investment Property

Investment Property is measured initially at cost including related transaction costs. Such cost comprises the purchase price, borrowing cost if capitalization criteria are met. Subsequent to initial recognition, investment properties are stated at cost less accumulated depreciation and accumulated impairment loss, if any. All day-to-day repair and maintenance expenditure are charged to the statement of profit and loss for the period during which such expenses are incurred.

An investment property is derecognised on disposal or on permanently withdrawal from use or when no future economic benefits are expected from its disposal. Any gain or loss arising on de-recognition of the asset (calculated as the difference between the net disposal proceeds and the carrying amount of the asset) is included in the Statement of Profit and Loss when the asset is derecognised.

3.9 Borrowing costs



Hyderabad – Yadgiri Tollway Private Limited
Notes to Financial statement for the year ended March 31, 2019

Borrowing costs directly attributable to the acquisition, construction or production of an asset that necessarily takes a substantial period of time to get ready for its intended use or sale are capitalized as part of the cost of the respective asset. Investment income earned on temporary investment of specific borrowing pending their expenditure on qualifying assets is deducted from the borrowing costs eligible for capitalization. All other borrowing costs are expensed in the year they occur. Borrowing cost consist of interest and other costs that company incurs in connection with the borrowing of funds as defined in Indian Accounting Standard 23 – Borrowing Cost.

3.10 Leases

The determination of whether an arrangement is, or contains, a lease is based on the substance of the arrangement at the inception of the lease. The arrangement is assessed for whether fulfilment of the arrangement is dependent on the use of a specific asset or assets or the arrangement conveys a right to use the asset or assets, even if that right is not explicitly specified in an arrangement.

Company as lessee

A lease is classified at the inception date as a finance lease and operating lease. A lease that transfers substantially all the risks and rewards incidental to ownership to the company is classified as a finance lease. An operating lease is a lease other than a finance lease.

Operating lease payments are recognized as an operating expense in the Statement of Profit and Loss on a straight-line basis over the lease term except in the case where incremental lease reflects inflationary effect and lease expense is accounted in such case by actual rent for the period.

3.11 Financial Instruments

A financial instrument is any contract that gives rise to a financial asset of one entity and a financial liability or equity instrument of another entity.

a) Financial assets

i. Initial recognition and measurement of financial assets

All financial assets are recognized initially at fair value. Transaction costs that are directly attributable to the acquisition of financial assets that are not at fair value through profit or loss are added to the fair value on initial recognition.

ii. Subsequent measurement of financial assets


For purposes of subsequent measurement, financial assets are classified in below categories:

- Financial assets at amortized cost
- Financial assets at fair value through profit or loss (FVTPL)

- **Financial assets at amortized cost :**

A financial asset is measured at amortized cost if it is held within a business model whose objective is to hold financial assets in order to collect contractual cash flows and the contractual terms of the financial asset give rise on specified dates to cash flows that are solely payments of principal and interest (SPPI) on the principal amount outstanding.

- Debt instruments at amortized cost



Hyderabad – Yadgiri Tollway Private Limited
Notes to Financial statement for the year ended March 31, 2019

A 'debt instrument' is measured at the amortized cost if both the above conditions mentioned in "Financial assets at amortized cost" are met. After initial measurement, such financial assets are subsequently measured at amortized cost using the effective interest rate (EIR) method. Amortized cost is calculated by taking into account any discount or premium on acquisition and fees or costs that are an integral part of the EIR. The EIR amortization is included in finance income in the profit or loss. The losses arising from impairment are recognized in the profit or loss.

- **Financial assets at fair value through profit or loss:**

FVTPL is a residual category for financial assets. Any financial asset which does not meet the criteria for categorization as at amortized cost or as FVTOCI is classified as at FVTPL.

iii. De-recognition of financial assets

A financial asset is de-recognized when the contractual rights to the cash flows from the financial asset expire or the Company has transferred its contractual rights to receive cash flows from the asset or has assumed an obligation to pay the received cash flows in full without material delay to a third party under a 'pass-through' arrangement; and either (a) the Company has transferred substantially all the risks and rewards of the asset, or (b) the Company has neither transferred nor retained substantially all the risks and rewards of the asset, but has transferred control of the asset.

When the Company has transferred its rights to receive cash flows from an asset or has entered into a pass-through arrangement, it evaluates if and to what extent it has retained the risks and rewards of ownership. When it has neither transferred nor retained substantially all of the risks and rewards of the asset, nor transferred control of the asset, the Company continues to recognize the transferred asset to the extent of the Company's continuing involvement. In that case, the Company also recognizes an associated liability. The transferred asset and the associated liability are measured on a basis that reflects the rights and obligations that the Company has retained.

Continuing involvement that takes the form of a guarantee over the transferred asset is measured at the lower of the original carrying amount of the asset and the maximum amount of consideration that the Company could be required to repay.


iv. Impairment of financial assets

The Company recognizes loss allowances using the expected credit loss (ECL) model for the financial assets. Expected credit losses are measured at an amount equal to the 12-month ECL, unless there has been a significant increase in credit risk from initial recognition in which case those are measured at lifetime ECL. The amount of expected credit losses (or reversal) that is required to adjust the loss allowance at the reporting date to the amount that is required to be recognized as an impairment gain or loss in profit or loss.

The Company follows 'simplified approach' for recognition of impairment loss allowance on:

- Other receivables

The application of simplified approach does not require the Company to track changes in credit risk. Rather, it recognizes impairment loss allowance based on lifetime ECLs at each reporting date, right from its initial recognition.



Hyderabad – Yadgiri Tollway Private Limited
Notes to Financial statement for the year ended March 31, 2019

b) Financial Liabilities

i. Initial recognition and measurement of financial liabilities

The Company's financial liabilities include trade and other payables, loans and borrowings including bank overdrafts and derivative financial instruments.

All financial liabilities are recognized initially at fair value, in case of loan and borrowings and payable, fair value is reduced by directly attributable transaction costs.

ii. Subsequent measurement of financial liabilities

The measurement of financial liabilities depends on their classification, as described below:

• **Financial liabilities at fair value through profit or loss**

Financial liabilities at fair value through profit or loss include financial liabilities designated upon initial recognition as at fair value through profit or loss (FVTPL).

Financial liabilities designated upon initial recognition at fair value through profit or loss are designated at the initial date of recognition, and only if the criteria in Ind-AS 109 are satisfied. For liabilities designated as FVTPL, fair value gains/ losses on changes in fair value of such liability are recognized in the statement of profit or loss.

• **Loans and Borrowings**

After initial recognition, interest-bearing borrowings are subsequently measured at amortised cost using the EIR method. Gains and losses are recognised in profit or loss when the liabilities are derecognised as well as through the EIR amortisation process.

Amortised cost is calculated by taking into account any discount or premium on acquisition and fees or costs that are an integral part of the EIR. The EIR amortisation is included as finance costs in the statement of profit and loss. This category generally applies to borrowings.



• **Equity component of Compound financial instruments**

The Company has borrowed subordinate debt in nature of Sponsors contribution in the project as per requirement of loan agreement, which the company has classified in the other equity as the same is redeemable at the Company's option and without coupon as per terms of contract.

iii. Derecognition of financial liabilities

A financial liability (or a part of a financial liability) is derecognised from its balance sheet when the obligation specified in the contract is discharged or cancelled or expired.

When an existing financial liability is replaced by another liability from the same lender on substantially different terms, or the terms of an existing liability are substantially modified, such an exchange or modification is treated as the de-recognition of the original liability and the recognition of a new liability. The difference in the respective carrying amount is recognized in the statement of profit or loss.



Hyderabad – Yadgiri Tollway Private Limited
Notes to Financial statement for the year ended March 31, 2019

c) Offsetting of financial instruments

Financial assets and financial liabilities are offset and the net amount is reported in the balance sheet if the Company currently has enforceable legal right to offset the recognized amounts and there is an intention to settle on a net basis, to realize the assets and settle the liabilities simultaneously.

3.12 Fair Value Measurement

The company measures financial instruments such as derivatives and Investment in Mutual Fund at fair value at each balance sheet date.

Fair value is the price that would be received to sell an asset or paid to transfer a liability in an orderly transaction between market participants at the measurement date. The fair value measurement assumes that the transaction to sell the asset or transfer the liability takes place either:

- In the principal market for the asset or liability, or
- In the absence of a principal market, in the most advantageous market for the asset or liability

The principal or the most advantageous market must be accessible by the Company.

The fair value of an asset or a liability is measured using the assumptions that market participants would use when pricing the asset or liability, assuming that market participants act in their economic best interest.


A fair value measurement of a non-financial asset takes into account a market participant's ability to generate economic benefit by using the asset in its highest and best use or by selling it to another market participant that would use the asset in its highest and best use.

The company uses valuation techniques that are appropriate in the circumstances and for which sufficient data are available to measure fair value, maximizing the use of relevant observable inputs and minimizing the use of unobservable inputs.

All assets and liabilities for which fair value is measured or disclosed in the financial statements are categorized within the fair value hierarchy, described as follows, based on the lowest level input that is significant to the fair value measurement as a whole:

- Level 1 – Quoted (unadjusted) market price in active markets for identical assets or liabilities
- Level 2 – Valuation techniques for which the lowest level input that is significant to the fair value measurement is directly or indirectly observable
- Level 3 - Valuation techniques for which the lowest level input that is significant to the fair value measurement is unobservable

For assets and liabilities that are recognised in the financial statements on a recurring basis, the company determines whether transfers have occurred between levels in the hierarchy by re-assessing categorization (based on the lowest level input that is significant to the fair value measurement as a whole) at the end of each reporting period.



Hyderabad – Yadgiri Tollway Private Limited
Notes to Financial statement for the year ended March 31, 2019

The company's management determines the policies and procedures for both recurring fair value measurement, such as derivative instruments

At each reporting date, the management analyses the movements in the values of assets and liabilities which are required to be re-measured or re-assessed as per the company's accounting policies. For this analysis, the management verifies the major inputs applied in the latest valuation by agreeing the information in the valuation computation to contracts and other relevant documents.

The management also compares the change in the fair value of each asset and liability with relevant external sources to determine whether the change is reasonable on yearly basis.

For the purpose of fair value disclosures, the Company has determined classes of assets and liabilities on the basis of the nature, characteristics and risks of the asset or liability and the level of the fair value hierarchy, as explained above.

3.13 Employee Benefits

a) Short Term Employee Benefits

All employee benefits payable are expected to be settled wholly within 12 months after the end of the reporting period are classified as short term benefits. Such benefits include salaries, wages, bonus, short term compensation etc. and the same are recognized as an expense in the statement of profit and loss in the period in which the employee renders the related services.

b) Post-Employment Benefits

(i) Defined contribution plan

The Company's approved provident fund scheme is defined contribution plans. The Company has no obligation, other than the contribution paid/payable under such schemes. The contribution paid/payable under the schemes is charged to statement of profit & loss account during the period in which the employee renders the related service.

(ii) Defined benefit plan

The employee's gratuity scheme is a defined benefit plan. The present value of the obligation under such defined benefit plans is determined based on the actuarial valuation using the Projected Unit Credit Method as at the date of the Balance sheet.

Re-measurements, comprising of actuarial gains and losses, the effect of the asset ceiling, excluding amounts included in net interest on the net defined benefit liability, are recognized immediately in the Balance Sheet with a corresponding debit or credit to retained earnings through Other Comprehensive Income (OCI) in the period in which they occur. Re-measurements are not reclassified to Statement of Profit and Loss in subsequent periods.



Hyderabad – Yadgiri Tollway Private Limited
Notes to Financial statement for the year ended March 31, 2019

Net interest is calculated by applying the discount rate to the net defined benefit liability or asset. The Company recognises the following changes in the net defined benefit obligation as an expense in the Statement of profit and loss:

- Service costs comprising current service costs, past-service costs, gains and losses on curtailments and non-routine settlements; and
- Net interest expense or income

c) Other Employment benefits

The employee's compensated absences, which is expected to be utilized or encashed within the next 12 months, is treated as short term employee benefit. The company measures the expected cost of such absences as the additional amount that it expects to pay as result of the unused entitlement that has accumulated at the reporting date. As per Company's policy, no leave are expected to be carried forward beyond 12 month from the reporting date.

3.14 Income tax

Income tax expense comprises current tax and deferred tax.

Current Tax

Current income tax assets and liabilities are measured at the amount expected to be recovered from or paid to the taxation authorities in accordance with Income tax 1961. The tax rates and tax laws used to compute the amount are those that are enacted or substantively enacted at the reporting date.


Current income tax relating to items recognised outside profit or loss is recognised outside profit or loss (either in other comprehensive income or in equity). Current income tax are recognised in correlation to the underlying transaction either in other comprehensive income or directly in equity. Management periodically evaluates positions taken in the tax returns with respect to situations in which applicable tax regulations are subject to interpretation and establishes provisions where appropriate.

Deferred Tax

Deferred tax is provided using the balance sheet approach. Deferred tax is recognized on temporary differences between the tax bases of assets and liabilities and their carrying amounts for financial reporting purposes at the reporting date.

Deferred tax liabilities are recognised for all taxable temporary differences except when the deferred tax liability arises from the initial recognition of an asset or liability in a transaction that affects neither the accounting profit nor taxable profit or loss.

Deferred tax assets are recognised for all deductible temporary differences, carry forward of unused tax losses and carry forward of unused tax credits to the extent that it is probable that taxable profit will be available against which those temporary differences, losses and tax credit can be utilized except when the deferred tax asset relating to the deductible temporary difference arises from the initial recognition of an asset or liability in a transaction that affects neither the accounting profit nor taxable profit or loss.



Hyderabad – Yadgiri Tollway Private Limited
Notes to Financial statement for the year ended March 31, 2019

As per provision of Income tax Act 1961, the Company is eligible for a tax holiday under section 80IA for a block of 10 consecutive assessment year out of 20 year beginning of toll operation. The current year is seventh year of company's operation and it propose to start claiming tax holiday in the subsequent year only. No deferred tax (assets or liabilities) is recognized in respect of temporary difference which reverse during tax holiday period, to the extent such gross total income is subject to the deduction during the tax holiday period. Deferred tax in respect of timing difference which is reverse after the tax holiday period is recognized in the year in which the timing difference originate. However, the company restricts recognition of deferred tax assets to the extent that it has become probable that sufficient taxable profit will be available to allow all or part of the deferred tax asset to be utilized. For recognition of deferred tax, the timing difference which originate first are considered to reverse first.

The carrying amount of deferred tax assets are reviewed at each reporting date and are reduced to the extent that it is no longer probable that sufficient taxable profit will be available to allow all or part of the deferred tax asset to be utilized. Unrecognized deferred tax assets are re-assessed at each reporting date and are recognized to the extent that it has become probable that future taxable profits will allow the deferred tax asset to be recovered.

Deferred tax assets and liabilities are measured at the tax rates that are expected to apply to the period when the asset is realized or the liability is settled, based on the tax rules and tax laws that have been enacted or substantively enacted by the end of the reporting period.

Deferred tax assets and deferred tax liabilities are offset, where company has a legally enforceable right to set off current tax assets against current tax liabilities and the deferred taxes relate to the same taxation authority.

3.15 Provisions


General

Provisions are recognized when the company has a present obligation (legal or constructive) as a result of past event and it is probable that an outflow of resources embodying economic benefits will be required to settle the obligation and a reliable estimate can be made of the amount of the obligation. The expense relating to a provision is presented in the statement of profit or loss, net of any reimbursement, if any.

If the effect of the time value of money is material, provisions are discounted using a current pre-tax rate that reflects current market assessments of the time value of money and the risks specific to the liability. When discounting is used, the increase in the provision due to the passage of time is recognized as a finance cost. Provision are reviewed at each balance sheet and adjusted to reflect the current best estimates.

Contractual obligation to restore the infrastructure to a specified level of serviceability

The Company has contractual obligations to maintain the road to a specified level of serviceability or restore the road to a specified condition before it is handed over to the grantor of the Concession Agreements. Such obligations are measured at the best estimate of the expenditure that would be required to settle the obligation at the balance sheet date. The timing and amount of such cost are estimated and determined by estimated cash flows, expected to be incurred in the year of overlay. The



Hyderabad – Yadgiri Tollway Private Limited
Notes to Financial statement for the year ended March 31, 2019

cash flows are discounted at a current pre-tax rate that reflects the risks specific to such obligation. The unwinding of the discount is expensed as incurred and recognised in the statement of profit and loss as a finance cost. The estimated future costs of such obligation are reviewed annually and adjusted as appropriate.

3.16 Contingent liabilities

A contingent liability is a possible obligation that arises from past events whose existence will be confirmed by the occurrence or non-occurrence of one or more uncertain future events beyond the control of the Company or a present obligation that is not recognized because it is not probable that an outflow of resources will be required to settle the obligation. A contingent liability also arises in extremely rare cases where there is a liability that cannot be recognized because it cannot be measured reliably. The Company does not recognize a contingent liability but discloses its existence in the financial statements. Contingent liabilities are reviewed at each balance sheet date.

3.17 Cash and cash equivalents

Cash and cash equivalents in the balance sheet comprise cash at banks and on hand and short-term deposits with an original maturity of three months or less, which is subject to an insignificant risk of changes in value. For the purpose of the statement of cash flows, cash and cash equivalents consists of cash and short term deposits, as defined above, net of outstanding bank overdrafts as they are considered as integral part of the Company's cash management.

3.18 Earnings per share

Basic EPS is calculated by dividing the profit / loss for the year attributable to equity holders by the weighted average number of shares outstanding during the year.

Diluted EPS is calculated by dividing the profit / loss attributable to equity holders by the weighted average number of shares outstanding during the year plus the weighted average number of shares that would be issued on conversion of all the dilutive potential equity shares into equity shares.

3.19 Segment reporting

Based on management approach as defined in Indian Accounting Standard 108 – Operating Segment, Operating segments are reported in a manner consistent with the internal reporting provided to the chief operating decision maker for evaluation of Company's performance.


3.20 Changes accounting policies and disclosure

New and amended standards

The Company applied Ind AS 115 for the first time. The nature and effect of the changes as a result of adoption of these new accounting standards are described below.

Ind AS 115 Revenue from Contracts with Customer

Ind AS 115 was issued on 28 March 2018 and supersedes Ind AS 11 Construction Contracts and Ind AS 18 Revenue and it applies, with limited exceptions, to all revenue arising from contracts with its customers. Ind AS 115 establishes a five-step model to account for revenue arising from contracts with customers and requires that revenue be recognised at an amount that reflects the consideration to which an entity expects to be entitled in exchange for transferring goods or services to a customer.



Hyderabad – Yadgiri Tollway Private Limited
Notes to Financial statement for the year ended March 31, 2019

Ind AS 115 requires entities to exercise judgement, taking into consideration all of the relevant facts and circumstances when applying each step of the model to contracts with their customers. The standard also specifies the accounting for the incremental costs of obtaining a contract and the costs directly related to fulfilling a contract. In addition, the standard requires extensive disclosures.

The Company adopted Ind AS 115 using the modified retrospective method of adoption. There were no significant adjustments required to the retained earnings as at April 01, 2018. The adoption of the standard did not have any material impact on these financial statements.

Several other amendments and interpretations apply for the first time in March 2019, but do not have an impact on the financial statements of the Company. The Company has not early adopted any standards or amendments that have been issued but are not yet effective.

4. Significant accounting judgments, estimates and assumptions

The preparation of the Company's financial statements requires management to make estimates, judgments and assumptions that affect the reported amounts of revenue, expenses, assets and liabilities and the accompanying disclosure, and the disclosure of contingent liabilities. Uncertainty about these assumptions and estimates could result in outcomes that require a material adjustment to the carrying amount of assets or liabilities affected in future periods.

Estimates and assumptions

The key assumptions concerning the future and other key sources of estimation uncertainty at the reporting date, that have a significant risk of causing a material adjustment to the carrying amounts of assets and liabilities within the next financial year, are described below. The Company based its assumptions and estimates on parameters available when the financial statements were prepared. Existing circumstances and assumptions about future developments, however, may change due to market changes or circumstances arising that are beyond the control of the Company. Such changes are reflected in the assumptions when they occur.


Fair value measurement of financial instruments

When the fair values of financial assets and financial liabilities recorded in the balance sheet cannot be measured based on quoted prices in active markets, their fair value is measured using valuation techniques including the DCF model. The inputs to these models are taken from observable markets where possible, but where this is not feasible, a degree of judgment is required in establishing fair values. Judgments include considerations of inputs such as liquidity risk, credit risk and volatility. Changes in assumptions about these factors could affect the reported fair value of financial instruments.

Taxes

Deferred tax assets are recognised for unused tax credits to the extent that it is probable that taxable profit will be available against which the credits can be utilised. Significant management judgment is required to determine the amount of deferred tax assets that can be recognised, based upon the likely timing and the level of future taxable profits together with future tax planning strategies.

Intangible Assets



Hyderabad – Yadgiri Tollway Private Limited
Notes to Financial statement for the year ended March 31, 2019


The intangible assets which are recognized in the form of Toll right to charge users of the infrastructure asset are amortized by taking proportionate of actual revenue received for the year over Total Projected Revenue from project to Cost of Intangible assets. The estimation of total projection revenue requires significant assumption about expected growth rate and traffic projection for future. All assumptions are reviewed at each reporting date

Provision for periodical Major Maintenance

Provision for periodical Major Maintenance obligations are measured at the best estimate of the expenditure that would be required to settle the obligation at the balance sheet date. The timing and amount of such cost are estimated and determined by estimated cash flows, expected to be incurred in the year of overlay. All assumptions are reviewed at each reporting date.

Revenue from contract with customer

The Company use the input method for recognize revenue. Use of the input method require the company to estimate the efforts or costs expended to the date as a proportion of the total efforts or costs to be expended. Efforts or costs expended have been used to measure progress toward completion of performance obligation as there is a direct relationship between input and productivity. Provision for estimated losses, if any, on uncompleted performance obligation are recorded in the period in which such losses become probable based on the expected contract estimates at the reporting date.



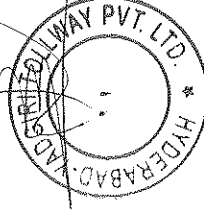

Hyderabad Yadgiri Tollway Private Limited
Notes to Financial Statements for the year ended March 31, 2019

5 Property, Plant and Equipment										(INR in Million)
Particulars	Freehold Land	Building	Equipments	Computers	Furniture & Fixtures	Vehicles	Office Equipments	Total		
Cost										
As at April 01, 2017	17.68	6.43	0.64	0.36	0.25	3.43	0.35		29.14	
Addition	-	-	-	0.10	-	0.51	0.49		1.10	
Disposal / adjustment	-	-	-	-	-	0.75	-		0.75	
As at March 31, 2018	17.68	6.43	0.64	0.46	0.25	3.19	0.83		29.49	
Addition	-	-	-	-	0.05	-	0.15		0.20	
Disposal / adjustment	-	-	-	-	-	-	-		-	
As at March 31, 2019	17.68	6.43	0.64	0.46	0.30	3.19	0.97		29.69	
Accumulated Depreciation										
As at April 01, 2017	-	0.66	0.12	0.19	0.09	1.76	0.21		3.03	
Charge for the year	-	0.31	0.06	0.12	0.04	0.60	0.09		1.22	
On disposal / adjustments	-	-	-	-	-	0.64	-		0.64	
As at March 31, 2018	-	0.97	0.18	0.31	0.13	1.72	0.30		3.61	
Charge for the year	-	0.27	0.06	0.09	0.04	0.61	0.27		1.35	
On disposal / adjustments	-	-	-	-	-	-	-		-	
As at March 31, 2019	-	1.24	0.24	0.40	0.17	2.33	0.57		4.96	
Net Block										
As at March 31, 2018	17.68	5.46	0.46	0.15	0.12	1.47	0.53		25.88	
As at March 31, 2019	17.68	5.19	0.40	0.06	0.13	0.85	0.40		24.73	

Notes:

1 The Company has elected to continue with the carrying value for all of its Property, plant and equipments as recognised in its previous GAAP financial (Indian accounting principle generally accepted in India as prescribed under section 133 of the Act, read with Rule 7 of the Companies (Accounts) Rules, 2014), as deemed cost at the transition date i.e. April 1, 2015 as per option permitted under Ind AS 101 for the first time adoption.

2 Property Plant and Equipments except land has been pledged against non-current borrowings in order to fulfill the collateral requirement for the Lenders.(refer note 16)



Hyderabad Yadgiri Tollway Private Limited
Notes to Financial Statements for the year ended March 31, 2019

6 Investment Property	(INR In Million)	
Particulars	Freehold Land	Total
Cost		
As at April 1, 2017	3.43	3.43
Addition	-	-
Disposal / adjustment	-	-
As at March 31, 2018	3.43	3.43
Addition	-	-
Disposal / adjustment	-	-
As at March 31, 2019	3.43	3.43
Accumulated Depreciation		
As at April 1, 2017	-	-
Charge for the Year	-	-
On disposal / adjustments	-	-
As at March 31, 2018	-	-
Charge for the Year	-	-
On disposal / adjustments	-	-
As at March 31, 2019	-	-
Net Block		
As at March 31, 2018	3.43	3.43
As at March 31, 2019	3.43	3.43

Note:

- 1 There is no income arising from above investment properties. Further, the company has not incurred any expenditure for above properties.
- 2 The above consist of 2 lands situated at Raighad and Dhule District, Maharashtra which have been mortgaged against non-current borrowings to fulfil the collateral requirements of lenders. (refer note 16)
- 3 The Company has no contractual obligations to purchase, construct or develop investment properties or for repairs, maintenance and enhancements thereof.
- 4 The fair value disclosure for investment property is not given as the property is acquired specifically for offering as security for non-current borrowings and based on the information available with the management that there are no material development in the area where land is situated and accordingly, they believe that there is no material difference in fair value and carrying value of property.




Hyderabad Yadgiri Tollway Private Limited
Notes to Financial Statements for the year ended March 31, 2019

(INR In Million)			
7 Intangible Assets :			
Particulars	Computer Software	Toll Collection Rights	Total
Cost			
As at April 01, 2017	0.49	6,673.75	6,674.24
Addition	-	2.31	2.31
Adjustment	-	-	-
Foreign exchange difference (refe note 3 below)	-	(0.91)	(0.91)
As at March 31, 2018	0.49	6,675.15	6,675.64
Addition	-	-	-
Adjustment	-	-	-
As at March 31, 2019	0.49	6,675.15	6,675.64
Accumulated Depreciation			
As at April 01, 2017	0.18	473.81	473.99
Charge for the Year	0.20	185.77	185.97
On disposal / adjustments	-	-	-
As at March 31, 2018	0.38	659.58	659.96
Charge for the Year	0.07	195.24	195.31
On disposal / adjustments	-	-	-
As at March 31, 2019	0.45	854.83	855.28
Net Book Amount			
As at March 31, 2018	0.11	6,015.57	6,015.68
As at March 31, 2019	0.04	5,820.32	5,820.36

Note:

- 1 Toll collection rights of four laning of Hyderabad - Yadgiri section of NH-202 was capitalised when the project was complete in all respects and when the Company received the completion certificate from the authority as specified in the Concession Agreement and not on completion of component basis as the intended purpose of the project is to have the complete length of the road available for use. Refer note 42 for detail additional disclosure pursuant to Appendix E to Ind AS 115 "Service Concession Arrangement" ('SCA').
- 2 Toll collection rights also include present value of premium payable under the concession agreement of Rs. 1,548.20 million at the time of receipt of completion certificate from the authority .
- 3 The Company had adopted an option under Para 46A of AS 11 under previous GAAP which the company has elected to continue as per para D13AA of Ind AS 101 'First time adoption Indian Accounting Standard". Accordingly the exchange difference arising on reporting of long-term foreign currency monetary items, in so far as they relate to the acquisition of depreciable asset, is added or deducted from the cost of the asset and shall be amortised over the balance life of the asset.
- 4 Toll collection right has been pledged against non-current borrowings in order to fulfill the collateral requirement of the Lenders. (refer note 16)
- 5 The Remaining Amortisation period for the Toll collection rights at the end of the reporting period is 14.34 years (March 31, 2018: 15.34 years)



Hyderabad Yadgiri Tollway Private Limited
Notes to Financial Statements for the year ended March 31, 2019

8 Investments	March 31, 2019 (INR In Million)	March 31, 2018 (INR In Million)
Unquoted		
Investments carried at fair value through profit or loss		
21,051 units (March 31, 2018: Nil units) in IDFC Cash Fund-Growth (Regular Plan)	47.52	-
Total	47.52	-
Aggregate amount of unquoted investments	47.52	-

Fair value disclosures for financial assets are given in Note 38.

9 Cash and cash equivalents	March 31, 2019 (INR In Million)	March 31, 2018 (INR In Million)
Balance with banks		
in Current accounts #	38.17	31.96
Cash on hand	5.56	2.71
Total	43.73	34.67

Balance with bank includes balance of INR 13.86 million (March 31, 2018: INR 17.93 million) are lying in the Escrow Accounts, as per terms of borrowings with the lenders.


10 Loans	March 31, 2019 (INR In Million)	March 31, 2018 (INR In Million)
Loan receivable considered good - secured	-	-
Loan receivable considered good - unsecured (refer note (a) below)	347.02	90.52
Loan receivable which have significant increase in credit risk	-	-
Loan receivable - credit impaired	-	-
Total	347.02	90.52

Note

(a) The Company has granted interest bearing loan amounting to INR 347.02 million as at March 31, 2019 (INR 90.52 million as at March 31, 2018) to its holding company (refer note 32).

(b) Fair value disclosures for financial assets are given in Note 38.

11 Other current financial assets (Unsecured, considered good)	March 31, 2019 (INR In Million)	March 31, 2018 (INR In Million)
Receivable from NHAI	2.73	35.47
Receivable from NHAI - Toll suspension (refer note 1 below)	18.06	19.34
Interest receivable from related party (refer note 32)	18.87	1.20
Security deposits	0.04	0.05
Toll receivable	0.84	0.04
Receivable other than trade	0.89	0.89
Total (A)	41.43	56.99



Hyderabad Yadgiri Tollway Private Limited
Notes to Financial Statements for the year ended March 31, 2019

Note:

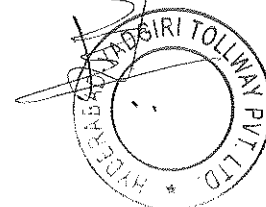
- 1 Pursuant to demonetisation, authorities had announced suspension of toll collection at all roads from November 09, 2016 until December 2, 2016. Based on notification of concessioning authorities and provisions of concession agreement with the relevant authorities, the Company has claimed and recognised revenue of INR 39.46 Millions during the year 2016-17. As at March 31, 2019, the company has received INR 21.40 million against such claim from NHAI and the balance is still receivable.
- 2 Fair value disclosures for financial assets are given in Note 38.

12 Other Assets

	March 31, 2019 (INR In Million)	March 31, 2018 (INR In Million)
Non-current		
Advance income tax (net of provision)	6.46	1.75
Total-A	6.46	1.75
Current		
Prepaid expenses	1.56	1.47
Advances to suppliers	0.76	2.92
Contract assets (refer note 36)	77.25	16.81
Tax credit receivable	4.12	1.11
Total-B	83.69	22.31
Total-A+B	90.15	24.06

13 Current tax assets (net)

	March 31, 2019 (INR In Million)	March 31, 2018 (INR In Million)
Advance income tax (net of provision)	-	1.18
Total	-	1.18



Hyderabad Yadgiri Tollway Private Limited
Notes to Financial Statements for the year ended March 31, 2019

14 Equity share capital

	March 31, 2019		March 31, 2018	
	No. of shares	(INR In Million)	No. of shares	(INR In Million)
Authorized share capital				
Equity shares of INR 10 each	50,00,000	50.00	50,00,000	50.00
	50,00,000	50.00	50,00,000	50.00
Issued, subscribed and fully paid up				
Equity shares of INR 10 each	32,47,383	32.47	32,47,383	32.47
	32,47,383	32.47	32,47,383	32.47

(a) Reconciliation of shares outstanding at the beginning and at the end of the reporting period

Particulars	March 31, 2019		March 31, 2018	
	No. of shares	(INR In Million)	No. of shares	(INR In Million)
At the beginning of the year	32,47,383	32.47	32,47,383	32.47
Add: Issue during the year	-	-	-	-
Outstanding at the end of the year	32,47,383	32.47	32,47,383	32.47

(b) Terms/Rights attached to the equity shares:

The Company has one class of shares referred to as equity shares having a par value of Rs.10 each. Each shareholder is entitled to one vote per share held. In the event of liquidation of the Company, the holders of equity shares shall be entitled to receive any of the residual assets of the Company, after distribution of all preferential amounts. The amount distributed will be in proportion to the number of equity shares held by the shareholders.

(c) Share held by holding Company:


Out of equity shares issued by the company, shares held by its holding company, ultimate holding company and their subsidiaries/associates are as below:

	March 31, 2019 (INR In Million)	March 31, 2018 (INR In Million)
Sadbhav Infrastructure Project Limited - Holding Company 3,247,383 (March 31, 2018: 3,247,383) equity shares	32.47	32.47

(d) Number of Shares held by each shareholder holding more than 5% shares in the company

Particulars	March 31, 2019		March 31, 2018	
	No. of shares	% of shareholding	No. of shares	% of shareholding
Equity Shares of INR 10 each fully paid				
Sadbhav Infrastructure Project Limited and its nominees	32,47,383	100%	32,47,383	100%

As per the records of the company, including its registers of shareholders/member and other declaration received from shareholders regarding beneficial interest, the above shareholding represents both legal and beneficial ownership of shares.




Hyderabad Yadgiri Tollway Private Limited
Notes to Financial Statements for the year ended March 31, 2019

15 Other Equity

	March 31, 2019 (INR in Million)	March 31, 2018 (INR in Million)
Equity component of compound financial instrument - sub ordinate debts (refer note below & 32)		
Balance at the beginning of the year	1,297.69	1,297.69
Balance at the end of the year	Total (A) 1,297.69	1,297.69
Security premium		
Balance at the beginning of the year	140.76	140.76
Balance at the end of the year	Total (B) 140.76	140.76
(Deficit) in statement of profit and loss		
Balance at the beginning of the year	(1,586.94)	(1,371.09)
Add: (Loss) for the year	(134.52)	(215.88)
(Less): Other comprehensive income for the year	0.15	0.03
Balance at the end of the year	Total (C) (1,721.31)	(1,586.94)
	Total (A + B + C) (282.81)	(148.49)

Note

- The Project of the Company has been funded through sub ordinate debt of Rs. 1,297.69 million from the Sponsors in accordance with Sponsor Support and Equity Contribution Agreement / Sponsor Undertaking. Such sub ordinate debts is considered as sponsor's contribution to ensure Promotors commitment for the project. Sub-ordinate debt is interest free and shall be repayable at the end of the concession period or earlier at the option of the company in accordance with terms of contract.
- The Company has issued redeemable non-convertible debenture (refer note 16). Accordingly, the Companies (Share capital and Debentures) Rules, 2014 (as amended), require the Company to create Debenture Redemption Reserve (DRR) out of profit of the Company available for payment of dividend. DRR is required to be created for an amount which is equal to 25% of the value of debenture issued. Considering the deficit in statement of profit & loss account balance, the company has not created debenture redemption reserve as at reporting date.



Hyderabad Yadgiri Tollway Private Limited
Notes to Financial Statements for the year ended March 31, 2019



16 Non-Current Borrowings	March 31, 2019 (INR In Million)	March 31, 2018 (INR In Million)
Secured*		
Redeemable, Non convertible debentures 19,597 debentures (31 March, 2018: 19,797) of INR 1,00,000 each	1,959.70	1,979.70
Rupee term loan from banks	1,734.03	1,750.72
Total (A)	3,693.73	3,730.42
Less: Current maturities of non-current borrowing*		
Secured		
Non convertible debentures	50.00	20.00
Rupee term loan from banks	43.44	16.69
Total (B)	93.44	36.69
Total Non-current borrowings (C=A-B)	3,600.29	3,693.73

* Includes the effect of transaction cost paid to Lenders on upfront basis.

(i) Nature of security:

The details of Security in respect of long term borrowings are as under:

- 1 first mortgage and charge on all the Company's immovable properties, both present and future, save and except the Project Assets;
- 2 first charge on all the Company's tangible assets, including plant and machinery, machinery spares, tools and accessories, furniture, fixtures, vehicles and all other movable assets, both present and future, save and except the project assets;
- 3 first charge over all accounts of the Company including the escrow account and the sub-accounts (or any account in substitution thereof) that may be opened in accordance with Common Rupee Loan Agreement and the Supplementary Escrow Agreement, or any other Project Documents including but not limited to Debt service reserve ('DSR') and Major maintenance reserve ('MMR') and all funds from time to time deposited therein, including those arising out of realisation of receivable and all permitted Investments or other securities representing all amounts credited thereto.
- 4 first charge on all intangibles assets of the Company including but not limited to goodwill, rights, undertakings and uncalled capital present and future excluding the project assets .
- 5 first charge on assignment by way of security in:
 - all the right, title, interest, benefits, claims and demands whatsoever of the Company in the project documents;
 - the right, title and interest of the Company in, to and under all the clearances;
 - all the right, title, interest, benefits, claims and demands whatsoever of the Company in any letter of credit, guarantee including contractor guarantees and liquidated damages and performance bond provided by any party to the project documents;
 - all the right, title, interest, benefits, claims and demands whatsoever of the Company under all insurance contracts.
- 6 pledge of 51% (fifty one percent) of the paid up and voting equity share capital of the Company as held by Sadbhav Infrastructure Project Limited, for a year up to repayment of entire borrowings.
- 7 the aforesaid mortgages, charges, assignments and guarantees and the pledge of equity shares as stipulated in paragraph 6 above shall in all respects rank pari-passu inter-se amongst the lenders. In accordance with the concession agreement, without any preference or priority to one over the other or others.



Hyderabad Yadgiri Tollway Private Limited
Notes to Financial Statements for the year ended March 31, 2019

(ii) Terms of Repayment:

(a) Indian Rupee Term Loans from Bank:

The principal amounts of the Loan to each of the Lenders shall be repayable in 180 structured monthly instalments on the last day of each month, commencing from the April 15, 2017 and last date of Instalment is March 15, 2031.

Term loans carry interest at bank base rate plus 0.70% as spread i.e. 9.60 per cent per annum as on March 31, 2019.

(b) Redeemable, Non Convertible Debentures ("NCD"):

(i) The redemption of debenture [Trench I] shall be made in 59 quarterly instalments on the last day of each quarter, commencing from 15 September, 2016 and last date of Instalment is March 15, 2031.

The NCD carry interest at 5 years benchmark rate plus 1% as spread i.e. 9.50 per cent per annum as on March 31, 2019.

(ii) The redemption of debenture [Trench II] shall be made in 55 quarterly instalments on the last day of each quarter, commencing from 15 September, 2017 and last date of Instalment is March 15, 2031.

The NCD carry interest at 5 years benchmark rate plus 1% as spread i.e. 8.75 per cent per annum as on March 31, 2019.

(iii) Debts covenants:

Non-current borrowings contain debt covenants relating to debt-equity ratio and debt service coverage ratio. The company has satisfied all the debt covenants prescribe in the terms of the respective loan agreements as at reporting date.

(iv) Fair value disclosures for financial assets are given in Note 38

17 Provisions

Non current

Provision for employee benefits - gratuity (Refer note 30)

Provision for periodical major maintenance (refer note 31)

Current

Provision for employee benefits - gratuity (Refer note 30)

Provision for employee benefits - leave encashment

Provision for periodical major maintenance (refer note 31)

	March 31, 2019 (INR In Million)	March 31, 2018 (INR In Million)
	0.77	0.67
	21.03	-
Total non-current (A)	21.80	0.67
	0.07	-
	0.15	0.13
	273.32	305.97
Total current (B)	273.54	306.10
Total (C = A+B)	295.34	306.76


18 Trade payables

Total outstanding dues of micro and small enterprises*

Total outstanding dues of creditors other than micro and small enterprises* (Refer note 32)

	March 31, 2019 (INR In Million)	March 31, 2018 (INR In Million)
	-	-
	169.16	22.03
Total	169.16	22.03

* As per information available with the Company, there are no Micro, Small and Medium Enterprises as defined in the Micro, Small and Medium Enterprise Development Act, 2006 to whom the Company owes dues on account of principal amount together with interest and accordingly no related additional disclosure have been made. This has been relied upon by the auditors.



Hyderabad Yadgiri Tollway Private Limited
Notes to Financial Statements for the year ended March 31, 2019

19 Other financial liabilities	March 31, 2019 (INR In Million)	March 31, 2018 (INR In Million)
Non Current		
Premium obligation payable to NHAI	1,655.81	1,651.40
	1,655.81	1,651.40
Deferred premium obligation (refer note below)	658.72	501.92
Interest accrued on deferred premium obligation (refer note below)	133.49	85.90
Total Non-Current (A)	2,448.02	2,239.22
Current		
Payable for capital expenditure (refer note 11 and 32)	10.25	35.47
Current maturities of non-current borrowing (refer note 15)	93.44	36.69
Current maturities of premium obligation	-	2.38
Interest accrued but not due on borrowings	0.50	0.50
Employee emoluments payable	1.20	1.08
Other Payables	0.11	-
Security deposit	-	0.40
Total Current (B)	105.50	76.52
Total (A+B)	2,553.52	2,315.74

Note:



1 Premium obligation under the Concession Agreement has been deferred by NHAI vide its sanction letter dated June 10, 2014. According to the terms of the sanction letter company shall pay entire deferred premium and interest thereon no later than one year prior to the expiry of the concession period. Amount of premium obligation which has not been deferred are payable in unequal monthly instalments, in terms of the sanction letter, during the concession period. Accordingly, the deferred obligation has been classified as non current liabilities.

As per the Ministry of Road Transport & Highways policy of National Highway Authorities of India (NHA), the company is liable to make payment of Interest on Deferment of Premium at Bank Rate + 2% p.a. which is charged to statement of profit & loss account for the year and obligation on the same has been recognised as liabilities.

2 Fair value disclosures for financial liabilities are given in note 38.

20 Other Current Liabilities

	March 31, 2019 (INR In Million)	March 31, 2018 (INR In Million)
Statutory dues	11.87	6.76
Contract Liabilities (refer note 36)	38.55	23.40
Total	50.42	30.16



Hyderabad Yadgiri Tollway Private Limited
Notes to Financial Statements for the year ended March 31, 2019

21 Revenue from operations	March 31, 2019 (INR In Million)	March 31, 2018 (INR In Million)
Revenue from contract with customer (refer note 36)		
Revenue from toll collection	772.74	695.95
Revenue from construction services	166.51	39.55
Total	939.25	735.50
22 Other Income	March 31, 2019 (INR In Million)	March 31, 2018 (INR In Million)
Gain on sale of units in mutual funds	3.22	4.62
Interest on corporate loan (refer note 32)	19.63	1.58
Interest on income tax refund	-	0.01
Miscellaneous income	0.26	6.81
Total	23.11	13.03
23 Operating expense	March 31, 2019 (INR In Million)	March 31, 2018 (INR In Million)
Toll plaza and road operations & maintenance expenses (including payment to sub contractors) (refer note 32)	44.14	28.26
Periodic major maintenance expense (refer note 31)	43.85	38.31
Power and fuel	11.09	9.76
Security expenses	5.37	4.55
Total	104.45	80.88
24 Employee benefits expenses	March 31, 2019 (INR In Million)	March 31, 2018 (INR In Million)
Salaries, wages, bonus and other allowances (refer note 30)	12.75	12.43
Contribution to provident fund and other fund (refer note 30)	1.14	1.29
Gratuity expense (refer note 30)	0.33	0.25
Staff welfare expenses	2.34	2.25
Total	16.56	16.22
25 Finance cost	March 31, 2019 (INR In Million)	March 31, 2018 (INR In Million)
Interest expenses on:		
Rupee term loans	167.31	151.93
Non - convertible debenture	181.36	165.50
Foreign currency loan	-	23.31
Short term borrowings (refer note 32)	-	7.47
Deferment of premium obligation	55.52	41.48
Unwinding of discount on provision of MMR (refer note 31)	31.21	24.77
Unwinding of discount on NHAI Premium (refer note 19)	161.21	160.42
Amortisation of processing fees	1.14	22.34
Change in fair valuation of financial instruments	-	27.08
Other borrowing costs	0.06	8.07
Total	597.82	632.37



Hyderabad Yadgiri Tollway Private Limited
Notes to Financial Statements for the year ended March 31, 2019

26 Depreciation and amortization

Depreciation on tangible assets (refer note 5)
 Amortization on intangible assets (refer note 7)

	March 31, 2019 (INR In Million)	March 31, 2018 (INR In Million)
	1.35	1.22
	195.31	185.97
Total	196.66	187.19

27 Other expenses


Rent (refer note 32 and 35)
 Rates and taxes
 Repairs and maintenance
 Insurance
 Legal and professional fees
 Loss due to cyclone
 Communication expense
 Travelling and conveyance
 Auditors' remuneration (refer note below)
 Miscellaneous expenses

	March 31, 2019 (INR In Million)	March 31, 2018 (INR In Million)
	1.06	1.06
	0.04	0.05
	0.77	0.31
	2.14	1.93
	3.87	3.52
	3.05	-
	0.65	0.16
	0.17	0.19
	0.44	0.75
	2.98	0.41
Total	15.17	8.38

Payment to auditors:

Statutory audit fees (including out of pocket expenses)
 Certification fees
 Others

	March 31, 2019 (INR In Million)	March 31, 2018 (INR In Million)
	0.42	0.55
	0.02	0.14
	-	0.06
Total	0.44	0.75



Hyderabad Yadgiri Tollway Private Limited
Notes to Financial Statements for the year ended March 31, 2019

28 Income tax

The major component of income tax expense for the year ended March 31, 2019 and March 31, 2018 are as under:

a) Profit and loss section

	March 31, 2019 (INR in Million)	March 31, 2018 (INR in Million)
Current tax	-	-
Deferred tax	-	-
Total	-	-

b) Reconciliation of tax expense and the accounting profit multiplied by domestic tax rate


	March 31, 2019 (INR in Million)	March 31, 2018 (INR in Million)
Accounting profit before tax	(134.52)	(215.88)
Statutory income tax rate	26.00%	30.90%
Expected income tax expenses	(34.98)	(66.71)
Tax effect of adjustments to reconcile expected income tax expenses to reported income tax expenses		
Tax losses not recognised due to absence of probable certainty of reversal (refer note below)	110.39	66.71
Tax impact due change in tax rate	(75.41)	-
At the effective income tax rate of Nil (March 31, 2018: Nil)	-	-

c) Deferred tax relates to the followings:

Particulars	Balance sheet		Statement of Profit and Loss	
	March 31, 2019	March 31, 2018	March 31, 2019	March 31, 2018
Impact of fair valuation of investment	-	-	-	(0.02)
Impact of fair valuation of derivative contract	-	-	-	(35.44)
Expenditure allowable over the period	56.21	136.59	80.38	73.03
Expenditure allowable on payment basis	(359.89)	(473.99)	(114.10)	(69.13)
Unused losses available for offsetting against future taxable income	706.33	812.97	106.64	(128.34)
Deferred tax expense/(income)			72.92	(159.90)
Deferred tax expense/(income) recognised in statement of profit & loss (refer note below)			-	-
Net deferred tax assets/(liabilities)	402.65	475.57		
Net deferred tax assets/(liabilities) recognised in Balance sheet (refer note below)	-	-		

Note

- 1 As a matter of prudence, the company has recognised deferred tax assets on deductible temporary differences and carry forward of unused tax losses in the books to the extent of deferred tax liability balance, as it is not probable that future taxable profit will be available against which those temporary differences, losses and tax credit against which deferred tax assets can be utilized. Accordingly, INR 402.65 million (31 March 2018: INR 475.57 million) has not recognised as deferred tax assets in the books as at reporting date.



Hyderabad Yadgiri Tollway Private Limited
Notes to Financial Statements for the year ended March 31, 2019

29 Earning per share (EPS):

The following reflects the income and share data used in the basic and diluted EPS computations:

	March 31, 2019 (INR In Million)	March 31, 2018 (INR In Million)
Net (Loss) attributable to equity holders:	(134.52)	(215.88)
Total no. of equity shares at the end of the year	32,47,383	32,47,383
Weighted average number of equity shares for basic and diluted EPS	32,47,383	32,47,383
Nominal value of equity shares	10	10
Basic and diluted (loss) per share	(41.42)	(66.48)

30 Employee benefits disclosure:

A Defined Contribution Plans:

The following amount recognised as expenses in statement of profit and loss on account of provident fund and other funds. There are no other obligations other than the contribution payable to the respective authorities.

	March 31, 2019 (INR In Million)	March 31, 2018 (INR In Million)
Contribution to provident funds	0.73	0.89
Contribution to ESI funds	0.40	0.37
Contribution to benevolent funds	0.02	0.03
Total	1.14	1.29


B Defined benefit plans - Gratuity benefit plan:

The Company has a Gratuity benefit plan. Every employee who has completed five years or more of service gets a gratuity on the termination of his employment at 15 days salary (last draw salary) for each completed year of service. The scheme is unfunded. The present value of obligation in respect of gratuity is determined based on actuarial valuation using the Project Unit Credit Method as prescribed by the Indian Accounting Standard - 19. Gratuity has been recognised in the financial statements as per details given below:

	March 31, 2019 (INR In Million)	March 31, 2018 (INR In Million)
Defined benefit obligations as at beginning of the year - A	0.67	0.45
Cost charged to statement of profit and loss		
Current service cost	0.28	0.22
Interest cost	0.05	0.03
Sub-total included in statement of profit and loss - B	0.33	0.25
Remeasurement (gains) / losses in other comprehensive income ('OCI')		
Actuarial Loss/(Gain) due to change in financial assumptions	0.01	(0.02)
Actuarial Loss/(Gain) due to experience	(0.16)	(0.01)
Sub-total included in OCI - C	(0.15)	(0.03)
Defined benefit obligations as at end of the year (A+B+C)	0.84	0.67

The principal assumptions used in determining above defined benefit obligations for the Company's plans are shown below:

	March 31, 2019	March 31, 2018
Discount rate	7.35%	7.55%
Salary Growth Rate	6.00%	6.00%
Withdrawal rate	15% at younger ages reducing to 3% at older ages	15% at younger ages reducing to 3% at older ages
Mortality rate	Indian Assured Lives Mortality (2006-08)	Indian Assured Lives Mortality (2006-08)



Hyderabad Yadgiri Tollway Private Limited
Notes to Financial Statements for the year ended March 31, 2019

A quantitative sensitivity analysis for significant assumption is as shown below:

Particulars	Sensitivity level	March 31, 2019	March 31, 2018
		(INR In Million)	(INR In Million)
Discount rate	0.50% increase	0.03	0.02
	0.50% decrease	(0.03)	(0.02)
Salary Growth Rate	0.50% increase	(0.03)	(0.02)
	0.50% decrease	0.03	0.02
Withdrawal rate	10% increase	0.00	0.01
	10% decrease	(0.00)	(0.01)

The sensitivity analysis above have been determined based on a method that extrapolates the impact on defined benefit obligation as a result of reasonable changes in key assumptions occurring at the end of reporting period.

The estimates of future salary increases, considered in actuarial valuation, take account of inflation, seniority, promotion and other relevant factors, such as supply and demand in the employment market.

Since the obligation is unfunded, there is no Asset-Liability Matching strategy device for the plan. Accordingly, there is no expected contribution in the next annual reporting period.

C Maturity Profile of the Defined Benefit Obligation

	March 31, 2019	
	INR In Million	%
2020	0.07	8.36%
2021	0.07	8.83%
2022	0.08	9.30%
2023	0.08	9.55%
2024	0.16	19.02%
2025 - 2029	0.38	44.93%

	March 31, 2018	
	INR In Million	%
2019	0.03	3.76%
2020	0.06	8.57%
2021	0.06	9.61%
2022	0.07	10.67%
2023	0.13	19.62%
2024 - 2028	0.32	47.77%


The average duration of the defined benefit plan obligation at the end of the reporting period is 13.95 years (March 31, 2018: 15.01 years).

D Other employee benefit:

Salaries, Wages and Bonus include INR 0.36 million (March 31, 2018: INR 0.42 million) towards provision made as per actual basis in respect of accumulated leave encashment/compensated absences.

31 Disclosure related to Periodical major maintenance provisions:

Provision for major maintenance in respect of toll roads maintained by the Company under service concession arrangements and classified as intangible assets represents contractual obligations to restore an infrastructure facility to a specified level of serviceability in respect of such asset. Estimate of the provision is measured using a number of factors, such as contractual requirements, road usage, expert opinions and expected price levels. Because actual cash flows can differ from estimates due to changes in laws, regulations, public expectations, prices and conditions, and can take place many years in future, the carrying amounts of provision is reviewed at regular intervals and adjusted to take account of such changes. Below is the movement in provision for the year:



Hyderabad Yadgiri Tollway Private Limited
Notes to Financial Statements for the year ended March 31, 2019

	March 31, 2019 (INR In Million)
Carrying amount as at April 1, 2018	305.97
Add: Provision made during the year	43.85
Add: increase during the year in the discounted amount due to passage of time	31.21
Less: Expenditure incurred during the year	86.68
Carrying amount as at March 31, 2019	294.35
Expected time of outflow	In the year 2019-20 to 2023-24

32 Related party disclosures:

Related party disclosures as required under the Indian Accounting Standard – 24 on “Related Party Disclosures” are given below:

A Name of related parties and nature of relationship :

Related party where control exists



Ultimate Holding Company	Sadbhav Engineering Limited (SEL)
Holding Company	Sadbhav Infrastructure Project Ltd (SIPL)

B Transactions with related parties during the year:

	March 31, 2019 (INR In Million)	March 31, 2018 (INR In Million)
Short Term borrowings received		
SIPL	-	87.50
Short Term borrowings repaid (including interest paid)		
SIPL	-	329.94
Interest on short term borrowings		
SIPL	-	7.47
Loan given		
SIPL	256.50	117.65
Loan received back (including interest received)		
SIPL	2.08	27.35
Interest income on loan		
SIPL	19.63	1.58
Operation and maintenance services availed (including major maintainance services)		
SIPL	105.48	15.61
Change of Scope services availed		
SIPL	160.66	-
Rent, allocation & reimbursement expenses		
SEL	1.06	1.06
SIPL	-	0.05

C Balances outstanding :

	March 31, 2019 (INR In Million)	March 31, 2018 (INR In Million)
Other equity (Sub-ordinate debts)		
SIPL	1,297.69	1,297.69
Loans outstanding including interest receivable		
SIPL	365.89	91.72
Payable for capital expenditure		
SEL	10.25	35.47
Trade Payables and other current liabilities		
SEL	2.41	1.44
SIPL	74.23	0.62
Receivable towards reimbursement of expenses		
SIPL	0.28	-



Hyderabad Yadgiri Tollway Private Limited
Notes to Financial Statements for the year ended March 31, 2019

D Terms and conditions of the balance outstanding:

1. The transactions with related parties are made on terms equivalent to those that prevail in arm's length transactions. Outstanding balances at the year-end are unsecured and interest free except short term loan and settlement occurs in cash as per the terms of the agreement.
2. The Company has not provided any commitment to the related party as at March 31, 2019 (March 31, 2018: INR Nil).
3. Short term loans given to related party carries interest rate 8.75%.

33 Contingent liabilities:

	March 31, 2019 (INR In Million)	March 31, 2018 (INR In Million)
Claims against the company		
Income tax*	1.35	1.35

* In case of disputes decided against the Company at the First Appellate Authority for assessment year 2011-12, the company has gone for further appeal at Income tax appellate tribunal ('ITAT'). If decided against the Company, it will result in reduction of unabsorbed losses and unabsorbed depreciation as per the Income - Tax law aggregating ~ INR 1.35 million (March 31, 2018: INR 1.35 million) for the above assessment year.

34 Segment Reporting

The operating segment of the company is identified to be "BOT assets", as the Chief Operating Decision Maker (CODM) reviews business performance at an overall company level as one segment and hence, does not have any additional disclosures to be made under Ind AS 108 Operating Segments. Further, the Company also primarily operates under one geographical segment namely India. There are no single customer which contribute more than 10% of total revenue of the company.

35 Operating Lease:

The Company has taken office space on operating lease basis. There is no sub-leases and the leases are cancellable in nature at any point of time by either of parties. There are no restrictions imposed under the lease arrangements. There are neither any contingent rent nor any escalation clause in the lease arrangements. During the year, the Company has incurred INR 1.06 million (March 31, 2018: INR 1.06 million) toward rent of office premises.

36 Revenue from contract with customers

36.1 Disaggregated revenue information


Set out below is the disaggregation of the Company's revenue from contracts with customers:

	March 31, 2019 (INR In Million)	March 31, 2018 (INR In Million)
Type of service rendered		
Toll operation services	772.74	695.95
Construction service	166.51	39.55
Total revenue from contracts with customers	939.25	735.50
India	939.25	735.50
Total revenue from contracts with customers	939.25	735.50
Timing of revenue recognition		
Services transferred over time	939.25	735.50
Total revenue from contracts with customers	939.25	735.50

36.2 Contract balances

	March 31, 2019 (INR In Million)	March 31, 2018 (INR In Million)
Contract assets (refer note 12)	77.25	16.81
Contract liabilities (refer note 20)	38.55	23.40

Contract assets are recognised for revenue earned from the construction services render to Concessioner (NHAI) under concession agreement. Upon completion of work, the contract assets are classified as trade receivable. Increase on account of additional work during the year.



Hyderabad Yadgiri Tollway Private Limited
Notes to Financial Statements for the year ended March 31, 2019

Contract liabilities of INR 38.32 million related to advances received toward construction services during the year from concessioner (NHAI) under concession agreement. Further, contract liabilities of INR 0.23 million includes amount received toward monthly passes issued to customers. Increase on account of advances received toward construction services during the year.

Set out below is the amount of revenue recognised from:
 Amounts included in contract liabilities at the beginning of the year

March 31, 2019 (INR In Million)	March 31, 2018 (INR In Million)
23.40	-

36.3 Performance obligation

Information about the company's performance obligations are summarised below:

Toll operation services

The performance obligation is satisfied over time as each toll road-user simultaneously receives and consumes the benefits provided by the Company. Given the short time period over which the company provides road operating services to each road user (i.e. the duration of the time it takes the road user to travel the length of the toll road), the Company recognises toll revenue when it collects the tolls.

Construction services

The performance obligation is satisfied over time as the assets is under control of concessioner (National Highway Authority of India) and they simultaneously receives and consumes the benefits provided by the Company. The Company received progressive payment toward provision of construction services.

The transaction price allocated to the remaining performance obligations (unsatisfied or partially unsatisfied) as at 31 March are, as follows:

Within one year
 More than one year

March 31, 2019 (INR In Million)	March 31, 2018 (INR In Million)
167.40	166.51
-	167.17

36.4 Reconciliation of the amount of revenue recorded in statement of Profit & loss is not required as there are no adjustments to the contracted price.



Hyderabad Yadgiri Tollway Private Limited
Notes to Financial Statements for the year ended March 31, 2019

37 Disclosure of Financial Instruments by Category

Particulars	Note No.	(INR In Million)					
		March 31, 2019			March 31, 2018		
		FVTPL	FVTOCI	Amortized cost	FVTPL	FVTOCI	Amortized cost
Financial asset							
Investment in mutual fund	8	47.52	-	-	-	-	-
Cash and cash equivalents	9	-	-	43.73	-	-	34.67
Loans	10	-	-	347.02	-	-	90.52
Other financial assets	11	-	-	41.43	-	-	56.99
Total Financial Asset		47.52	-	432.19	-	-	182.18
Financial liabilities							
Non current borrowings	16	-	-	3,600.29	-	-	3,693.73
Trade payables	18	-	-	169.16	-	-	22.03
Other financial liabilities	19	-	-	2,553.52	-	-	2,315.74
Total Financial Liabilities		-	-	6,322.98	-	-	6,031.50

38 Fair value disclosures for financial assets and financial liabilities

Set out below is a comparison, by class, of the carrying amounts and fair value of the Company's financial instruments, other than those with carrying amounts that are reasonable approximations of fair values:

Particular	(INR In Million)			
	March 31, 2019		March 31, 2018	
	Carrying amount	Fair value	Carrying amount	Fair value
Financial Assets				
Investment in mutual fund	47.52	47.52	-	-
Total Financial Assets	47.52	47.52	-	-
Financial liabilities				
Other financial liabilities - premium obligation	1,655.81	1,794.64	1,651.40	1,830.37
Total Financial Liabilities	1,655.81	1,794.64	1,651.40	1,830.37

Notes:

- a. The carrying amount of financial assets and financial liabilities measured at amortised cost in the financial statements are a reasonable approximation of their fair value since the Company does not anticipate that the carrying amounts would be significantly different from the values that would eventually be received or settled.
- b. The carrying value of Company's interest-bearing borrowing are reasonable approximations of fair values as the borrowing carry floating interest rate.
- c. The fair value of the financial assets and liabilities is included at the amount at which the instrument could be exchanged in a current transaction between willing parties, other than in a forced or liquidation sale.
- The fair value of Premium Obligation is calculated by discounting future cash flows using rates as per RBI Bank rate + 2%.


39 Fair value hierarchy

The following table provides the fair value measurement hierarchy of the Company's assets and liabilities:

Quantitative disclosures fair value measurement hierarchy for financial assets as at March 31, 2019 and March 31, 2018

	Note No.	(INR In Million)	
		Fair value measurement using Significant observable inputs (Level 2)	
		March 31, 2019	March 31, 2018
Assets measured at fair value			
Fair value through profit & loss			
Investment in mutual fund	8	47.52	-
Liabilities measured at fair value			
Liabilities for which fair values are disclosed			
Other financial liabilities - premium obligation	38	1,794.64	1,830.37

There have been no transfers between level 1 and level 2 during the years.



Hyderabad Yadgiri Tollway Private Limited
Notes to Financial Statements for the year ended March 31, 2019

40 Financial instruments risk management objectives and policies

The Company's principal financial liabilities comprise borrowings and trade & other payables. The main purpose of these financial liabilities is to finance the Company's operations. The Company's principal financial assets include Investments, other receivables and cash and bank balance that derive directly from its operations.

The Company's activities expose it to market risk, credit risk and liquidity risk. The company's focus is to foresee the unpredictability of financial markets and seek to minimise potential adverse effects on its financial performance.

The Board of Directors has overall responsibility for the establishment and oversight of the Company's risk management framework. Risk management systems are reviewed periodically to reflect changes in market conditions and the Company's activities. The Board of Directors oversee compliance with the Company's risk management policies and procedures, and reviews the risk management framework.

(a) Market risk

Market risk is the risk that the fair value of future cash flows of a financial instrument will fluctuate because of changes in market prices. Market risk comprises three types of risk: interest rate risk, currency risk and other price risk. Financial instruments affected by market risk include borrowings, Investments, other receivables, trade and other payables.

Within the various methodologies to analyse and manage risk, Company has implemented a system based on "sensitivity analysis" on symmetric basis. This tool enables the risk managers to identify the risk position of the entities. Sensitivity analysis provides an approximate quantification of the exposure in the event that certain specified parameters were to be met under a specific set of assumptions. The risk estimates provided here assume:
 - a parallel shift of 25-basis points of the interest rate yield curves in all currencies.

The potential economic impact, due to these assumptions, is based on the occurrence of adverse / inverse market conditions and reflects estimated changes resulting from the sensitivity analysis. Actual results that are included in the Statement of profit & loss may differ materially from these estimates due to actual developments in the global financial markets.

The analyses exclude the impact of movements in market variables on the carrying values of gratuity and provisions.

The following assumption has been made in calculating the sensitivity analyses:

- The sensitivity of the relevant statement of profit or loss item is the effect of the assumed changes in respective market risks. This is based on the financial assets and financial liabilities held as at March 31, 2019 and March 31, 2018.

Interest rate risk

Interest rate risk is the risk that fair value or future cash flows of a financial instrument will fluctuate because of changes in market interest rates.

The interest risk arises to the Company mainly from long term borrowings with variable rates. The Company manages its interest rate risk by having a floating interest rate loans and borrowings. The Company measures risk through sensitivity analysis.

The bank finances are at variable rate, which is the inherent business risk.

Interest rate sensitivity

The following table demonstrates the sensitivity to a reasonably possible change in interest rates on that portion of loans and borrowings affected. With all other variables held constant, the Company's profit before tax is affected through the impact on floating rate borrowings, as follows:

	Effect on loss before tax	
	March 31, 2019	March 31, 2018
	(INR in Million)	(INR in Million)
Increase in 25 basis point	(9.27)	(9.36)
Decrease in 25 basis point	9.27	9.36


The effect of interest rate changes on future cash flows is excluded from this analysis.

(b) Credit risk

Credit risk is the risk that a counterparty will not meet its obligations under a financial instrument or customer contract, leading to a financial loss. The Company is not exposed to credit risk from its operating activities as the company is collecting toll in cash and does not have outstanding any receivables. However, The Company is exposed to credit risk related to financing activities, including temporary investment in mutual fund and other financial instruments.

Financial instruments and Temporary Investment in Mutual Fund

Credit risk from balances with banks and financial institutions is managed by the Company's finance department in accordance with the Company's policy. Investments of surplus funds are made only in accordance with company policy. The Company monitors the ratings, credit spreads and financial strength of its counterparties. Based on its on-going assessment of counterparty risk, the Company adjusts its exposure to various counterparties. The Company's maximum exposure to credit risk for the components of the Balance sheet as of March 31, 2019 is INR 87.45 million and March 31, 2018 is INR 34.67 million.



Hyderabad Yadgiri Tollway Private Limited
Notes to Financial Statements for the year ended March 31, 2019

(c) Liquidity risk

Liquidity risk is the risk that the Company may not be able to meet its present and future cash and collateral obligations without incurring unacceptable losses. The Company's objective is to, at all times maintain optimum levels of liquidity to meet its cash and collateral requirements. The Company closely monitors its liquidity position and deploys cash management system. It maintains adequate sources of financing including debt at an optimised cost.

The company measures risk by forecasting cash flows.

The Company's approach to managing liquidity is to ensure, as far as possible, that it will always have sufficient liquidity to meet its liabilities when due without incurring unacceptable losses or risking damage to the Company's reputation. The Company ensures that it has sufficient fund to meet expected operational expenses, servicing of financial obligations.

The table below summarises the maturity profile of the Company's financial liabilities based on contractual undiscounted payments: (INR In Million)

Particulars	Total Amount	On Demand	upto 1 year	1-2 years	2 - 5 years	> 5 years
As at March 31, 2019						
Non current borrowings#	3,707.35	-	94.58	94.58	283.75	3,234.44
Trade Payables	169.16	-	169.16	-	-	-
Other Financial Liabilities#	4,139.46	-	12.06	110.30	326.71	3,690.39
Total	8,015.97	-	275.80	204.88	610.46	6,924.83
As at March 31, 2018						
Non current borrowings#	3,745.18	-	37.83	94.58	321.58	3,291.19
Trade Payables	22.03	-	22.03	-	-	-
Other Financial Liabilities#	4,160.54	-	39.82	-	236.90	3,883.82
Total	7,927.75	-	99.68	94.58	558.48	7,175.01

Current maturity of non-current borrowings is included and unamortised transaction cost paid to lenders on upfront basis is excluded.

41 Capital Management

For the purpose of the Company's capital management, capital consist of share capital, other equity in form of subordinate debt and all other reserves attributable to the equity holders of the Company. The primary objective of the Company's capital management is to ensure that it maintains an efficient capital structure and debt equity ratio in order to support its business and maximise shareholder value.


The Company manages its capital so as to safeguard its ability to continue as a going concern and to optimise returns to shareholders. The capital structure of the Company is based on management's judgement of its strategic and day-to-day needs with a focus on total equity so as to maintain investor, creditors and market confidence.

The Company monitors capital using a debt equity ratio, which is total Borrowings divided by total equity excluding balance of negative balance of retain earning.

The key performance ratios as at 31 March are as follows

	March 31, 2019 (INR In Million)	March 31, 2018 (INR In Million)
Non current borrowings (refer note 16)	3,693.73	3,730.42
Total Debts - A	3,693.73	3,730.42
Equity share capital (refer note 14)	32.47	32.47
Other equity (refer note 15)	(282.81)	(148.49)
Add: Deficit in statement of profit and loss (refer note 15)	1,721.31	1,586.94
Total Equity - B	1,470.97	1,470.92
Debt equity ratio (A/B)	2.51	2.54

* Non-current borrowings includes current maturities of non-current borrowings which has been classified under other current financial liabilities and the effect of transaction cost paid to lenders on upfront basis.



42 Disclosure pursuant to Appendix - E to Ind AS 115 - "Service Concession Arrangements" ('SCA')

A. Description and classification of the arrangement

The Company has entered into Service Concession Agreement with NHAI for the purpose of four laning of Hyderabad- Yadgiri section of NH-202 from KM 18.60 to KM 54.00 in the state of Andhra Pradesh on Design, Build, Finance, Operate and Transfer ("DBFOT") basis. The Concession Period is of 23 years including construction period of 650 days. The Company obtained completion certificate on 10th December, 2012 from the National Highway Authority of India.

B. Significant Terms of the arrangements

i Revision of Toll Rate:

Toll rate shall be revised annually on April 01 subject to the provisions of the National Highways Fee (Determination of Rates and Collection) Rules, 2008.

ii Modification of Concession Period:

The Concession period shall be modified:

- a If Actual Average Traffic falls short of Target Traffic by more than 2.5%, the concession period shall be increased by 1.5% thereof for every 1% shortfall, but not more than 20% of the concession period.
- b If Actual Average Traffic exceeds Target Traffic by more than 2.5%, the concession period shall be reduced by 0.75% thereof for every 1% increase, but not more than 10% of the concession period.
- c If the average daily traffic exceeds the designed capacity of the project highway, the concession period shall be extended (not more than 5 years) in such a way so as to enable the concessionaire to yield Equity IRR of 16% p.a with an assumption of debt equity ratio of 70:30.
- d If the additional tollway has been constructed, either the concession period shall be extended or compensation has been granted.
- e the concessionaire has agreed to pay NHAI, on the COD date, a premium in the form of an additional concession fee equal to INR 117 Million during that year, for the period remaining in that year and for subsequent years of concession period, an premium increased by 5% of the premium paid in the immediately preceding year
- f Authority (NHAI) has granted deferment of Premium payable to NHAI as per the deferment schedule upto year 2022-23 and entire deferred premium payable before end of one year from end of concession period
- g In case of material default or breach of agreement by NHAI which causes suspension of or reduction in collection of Fees, it shall pay to the Concessionaire, the compensation for consequence of such material default or extend the concession period.
- h If, due to change in the law, concessionaire suffers an increase in cost or reduction in net after-tax return or the other financial burden subject to the limits specified in the SCA, the SCA shall be modified in such a way that it nullifies such impact of cost increase, reduction in return or other financial burden. However if no such modification is done, concessionaire may require by notice to the authority to pay an amount that would place the concessionaire in the same financial position that it would have enjoyed, had there been no such change in the law. Any dispute in the said procedure shall be settled in accordance with the Dispute Resolution Procedure. Opposite will be the case, in case of reduction in cost.

iii Rights of the Concessionaire to use Project Highway

- a To demand, collect and appropriate, Fee from vehicles and Users liable for payment of Fee for using the Project Highway or any part thereof and refuse entry of any vehicle if the Fee due is not paid.
- b Right of Way, access and licence to the Site.

iv Obligation of the Concessionaire

- a The concessionaire shall not assign, transfer or sublet or create any lien or Encumbrance on the SCA, or the Concession granted or on the whole or any part of the Project Highway nor transfer, lease or part possession thereof, save and except as expressly permitted by SCA or the Substitution Agreement. The project highway means site comprising the existing road comprising NH-202 from KM 18.60 to KM 54.00 and all Project asset, and its subsequent development and augmentation in accordance with the SCA.
- b The concessionaire is under obligation to carry out the routine and periodic maintenance of Project Highway as per Schedule K of the SCA.


v Details of any assets to be given or taken at the end of concession period

At the end of the Concession period the company shall deliver the actual or constructive possession of the Project Highway, free and clear of all encumbrances.

vi Details of Termination

SCA can be terminated on account of default of the company or NHAI in the circumstances as specified under article 37 of the SCA.

C There has been no change in the concession arrangement during the year.



Hyderabad Yadgiri Tollway Private Limited
Notes to Financial Statements for the year ended March 31, 2019

D Below is details of revenue and Loss recognised in the year March 31, 2019 and March 31, 2018 on exchange of construction services for intangible assets.

The Company has recognised revenue of INR 772.74 million (March 31, 2018: INR 695.95 million) on operation of toll road in form of toll collection from users and construction revenue of INR 166.51 million (March 31, 2018: INR 39.55 million) received from NHAI toward change in scope. The Company recognised loss of INR 134.22 million (March 31, 2018: INR 215.71 million) on operation of toll road and recognised profit INR 0.30 million (March 31, 2018: INR 0.17 million) from construction operation.

43 Standards issued but not yet effective

The standard issued, but not yet effective up to the date of issuance of the Company's financial statements is disclosed below. The Company intends to adopt this standard when it becomes effective.

Ind AS 116, Leases:

Ind AS 116 Leases was notified by MCA on 30 March 2019 and it replaces Ind AS 17 Leases, including appendices thereto. Ind AS 116 is effective for annual periods beginning on or after 1 April 2019. Ind AS 116 sets out the principles for the recognition, measurement, presentation and disclosure of leases and requires lessees to account for all leases under a single on-balance sheet model similar to the accounting for finance leases under Ind AS 17. The standard includes two recognition exemptions for lessees – leases of 'low-value' assets (e.g., personal computers) and short-term leases (i.e., leases with a lease term of 12 months or less). At the commencement date of a lease, a lessee will recognise a liability to make lease payments (i.e., the lease liability) and an asset representing the right to use the underlying asset during the lease term (i.e., the right-of-use asset). Lessees will be required to separately recognise the interest expense on the lease liability and the depreciation expense on the right-of-use asset.

Lessees will be also required to remeasure the lease liability upon the occurrence of certain events (e.g., a change in the lease term, a change in future lease payments resulting from a change in an index or rate used to determine those payments). The lessee will generally recognise the amount of the remeasurement of the lease liability as an adjustment to the right-of-use asset.

The Company intends to adopt these standards from 1 April, 2019. As the company does not have any material leases, therefore the adoption of this standard is not likely to have a material impact in its Financial Statements.


44 The company has accumulated losses of INR 1,721.31 million (March 31, 2018: INR 1,586.94 million) as at the March 31, 2019, which have resulted in erosion of the company's net worth, although Sadbhav Infrastructure Project Limited, the holding company, Sponsors of the Company's project, has invested INR 1,297.69 million as sub ordinate debt which is part of the Project Equity Capital as per terms of the Rupee Facility Agreement (Loan Agreement). The Company has been able to meet its obligations in the ordinary course of the business complimented by the continuing financial support offered from Sadbhav Infrastructure Project Limited (the Holding Company). The Sponsors viz., Sadbhav Infrastructure Project Limited have also entered into undertaking to support the Company for cost overrun and shortfall in cash flow. Further, the Company is at a very nascent stage of its operation and as per its projection submitted to lenders, traffic growth as well as repayment of loan over gestation period will turn the Company into profitable. Accordingly, these financial statements have been prepared assuming that the Company will continue as a going concern.

45 Previous year comparatives:

Previous year figures have been regrouped/reclassified wherever necessary, to facilitate comparability with current year's classification.

As per our report of even date

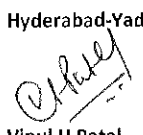
For S. R. Batliboi & Co LLP
Chartered Accountants
ICAI Firm Registration No.: 301003E/E300005


per Sukrut Mehta
Partner
Membership No.: 101974




Date: May 17, 2019
Place: Ahmedabad

For and on behalf of the Board of Directors of
Hyderabad-Yadgiri Tollway Private Limited


Vipul H Patel
Director
DIN No.: 06634262

Date: May 17, 2019
Place: Ahmedabad


Darshan H Bhatt
Director
DIN No.: 07814974

