

POST SHAREHOLDING PATTERN



Shareholding Pattern under Regulation 31 of SEBI (Listing Obligations and Disclosure Requirements) Regulations, 2015

1.	Name of Listed Entity: Sadbhav Engineering Limited
2.	Scrip Code/Name of Scrip/Class of Security: 532710
3.	Share Holding Pattern Filed under: Reg. 31(1)(a)/Reg. 31(1)(b)/Reg.31(1)(c)
	a. If under 31(1)(b) then indicate the report for Quarter ending March 31,2020
	b. If under 31(1)(c) then indicate date of allotment/extinguishment
4.	Declaration: The Listed entity is required to submit the following declaration to the extent of submission of information:-

	Particulars	Yes*	No*
1	Whether the Listed Entity has issued any partly paid up shares?		No
2	Whether the Listed Entity has issued any Convertible Securities or Warrants?		No
3	Whether the Listed Entity has any shares against which depository receipts are issued?		No
4	Whether the Listed Entity has any shares in locked-in?		No
5	Whether any shares held by promoters are pledge or otherwise encumbered?	Yes	
6	Whether the listed entity has any Significant Beneficial Owner?	Yes	

* If the Listed Entity selects the option 'No' for the questions above, the columns for the partly paid up shares, Outstanding Convertible Securities/Warrants, depository receipts, locked-in shares, No of shares pledged or otherwise encumbered by promoters, as applicable, shall not be displayed at the time of dissemination on the Stock Exchange website. Also wherever there is 'No' declared by Listed Entity in above table the values will be considered as 'Zero' by default on submission of the format of holding of specified securities.

Certified True Copy


Sadbhav Engineering Limited

Table I - Summary Statement holding of specified securities

Category	Category of shareholder	Nos. of shareholders	No. of fully paid up equity shares held	No. of Partly paid-up equity shares held	No. of shares underlying Depository Receipts	Total nos. shares held	Shareholding as a % of total no. of shares (calculated as per SCRR, 1957)	Number of Voting Rights held in each class of securities			No. of Shares Underlying Outstanding convertible securities (including Warrants)	Shareholding, as a % assuming full conversion of convertible securities (as a percentage of diluted share capital)	Number of Locked in		Number of Shares pledged or		Number of equity shares held in dematerialised form	
								No of Voting Rights					Total as a % of (A+B+C)	No. (a)	As a % of total Shares held(b)	No. (a)		As a % of total Shares held(b)
								Class eg: X	Class eg: y	Total								
(I)	(II)	(III)	(IV)	(V)	(VI)	(VII) = (IV)+(V)+(VI)	(VIII) As a % of (A+B+C2)	(IX)			(X)	(XI)= (VII)+(X) as a % of (A+B+C2)	(XII)	(XIII)		(XIV)		
(A)	Promoter & Promoter Group	9	81298739	0	0	81298739	39.20	81298739	0	81298739	39.20	0	39.20	0	0	44701440	54.98	81298739
(B)	Public	34690	126079599	0	0	126079599	60.80	126079599	0	126079599	60.80	0	60.80	0	0	NA	NA	126079128
(C)	Non Promoter - Non Public															NA	NA	NA
(C1)	Shares Underlying DRs	-	0	0	0	0	0.00	0	0	0	0.00	0	0.00	0	0	NA	NA	0
(C2)	Shares Held By Employee Trust	-	0	0	0	0	0.00	0	0	0	0.00	0	0.00	0	0	NA	NA	0
	Total	34699	207378338	0	0	207378338	100.00	207378338	0	207378338	100.00	0	100.00	0	0	44701440	21.56	207377867

Note:

The post amalgamation shareholding pattern is an indicative as on the March 31,2020. The post amalgamation shareholding will depend upon the actual shareholding pattern of the both transferor and transferee as on the record date



Sadbhav Engineering Limited

Table II - Statement showing shareholding pattern of the Promoter and Promoter Group

Category & Name of the shareholders	PAN	Nos. of shareholders	No. of fully paid up equity shares held	Partly paid-up equity shares held	No. of shares underlying Depositor Receipts	Total nos. shares held	Shareholding % calculated as per SCRR, 1957 As a % of (A+B+C2)	Number of Voting Rights held in each class of securities			No. of Shares Underlying Outstanding convertible securities (including Warrants)	Shareholding , as a % assuming full conversion of convertible securities (as a percentage of diluted share capital)	Number of Locked in shares		Number of Shares pledged or otherwise encumbered		Number of equity shares held in dematerialised form
								No of Voting Rights					No. (a)	As a % of total Shares held(b)	No. (a)	As a % of total Shares held(b)	
								Class eg: X	Class eg: y	Total							
(I)	(II)	(III)	(IV)	(V)	(VI)	(VII) = (IV)+(V)+(VI)	(VIII) As a % of (A+B+C2)	(IX)	(X)	(XI) = (VII)+(X)	(XII)	(XIII)	(XIV)				
1 Indian																	
(a) Individuals / Hindu Undivided Family		8	64753464	0	0	64753464	31.2248	64753464	0	64753464	31.2248	0	0.0000	44701440	69.0333	64753464	
Shantaben Vishnubhai Patel	ABGPP7486A	1	49490593	0	0	49490593	23.8649	49490593	0	49490593	23.8649	0	0.0000	38417380	77.6256	49490593	
Vikram Rasiklal Patel	ACHPP0255D	1	4785417	0	0	4785417	2.3076	4785417	0	4785417	2.3076	0	0.0000	2101326	43.9110	4785417	
Vasistha Chandulal Patel	AATPP3517C	1	3573202	0	0	3573202	1.7230	3573202	0	3573202	1.7230	0	0.0000	2672451	74.7915	3573202	
Shashin Vishnubhai Patel	AFRPP6274P	1	5843569	0	0	5843569	2.8178	5843569	0	5843569	2.8178	0	0.0000	1510283	25.8452	5843569	
Bhavna Vikramkumar Patel	ADGPP8496G	1	437500	0	0	437500	0.2110	437500	0	437500	0.2110	0	0.0000	0	0.0000	437500	
Rekhaben Vasisthakumar Patel	ACKPP7022P	1	437500	0	0	437500	0.2110	437500	0	437500	0.2110	0	0.0000	0	0.0000	437500	
Vipul Harishchandra Patel	AEQPP9920C	1	185183	0	0	185183	0.0893	185183	0	185183	0.0893	0	0.0000	0	0.0000	185183	
Patel Girishbhai Nandubhai	ABEPP8969L	1	500	0	0	500	0.0002	500	0	500	0.0002	0	0.0000	0	0.0000	500	
(b) Central Government / State Government(s)		0	0	0	0	0	0.0000	0	0	0	0.0000	0	0.0000	0	0.0000	0	
(c) Financial Institutions / Banks		0	0	0	0	0	0.0000	0	0	0	0.0000	0	0.0000	0	0.0000	0	
(d) Any Other (Specify)		1	16545275	0	0	16545275	7.9783	16545275	0	16545275	7.9783	0	0.0000	0	0.0000	16545275	
Bodies Corporate		1	16545275	0	0	16545275	7.9783	16545275	0	16545275	7.9783	0	0.0000	0	0.0000	16545275	
Sadbhav Finstock Private Limited	AACCS1036R	1	16545275	0	0	16545275	7.9783	16545275	0	16545275	7.9783	0	0.0000	0	0.0000	16545275	
Sub Total (A)(1)		9	81298739	0	0	81298739	39.2031	81298739	0	81298739	39.2031	0	0.0000	44701440	54.9842	81298739	
2 Foreign																	
(a) Individuals (Non-Resident Individuals / Foreign Individuals)		0	0	0	0	0	0.0000	0	0	0	0.0000	0	0.0000	0	0.0000	0	
(b) Government		0	0	0	0	0	0.0000	0	0	0	0.0000	0	0.0000	0	0.0000	0	
(c) Institutions		0	0	0	0	0	0.0000	0	0	0	0.0000	0	0.0000	0	0.0000	0	
(d) Foreign Portfolio Investor		0	0	0	0	0	0.0000	0	0	0	0.0000	0	0.0000	0	0.0000	0	
(e) Any Other (Specify)		0	0	0	0	0	0.0000	0	0	0	0.0000	0	0.0000	0	0.0000	0	
Sub Total (A)(2)		0	0	0	0	0	0.0000	0	0	0	0.0000	0	0.0000	0	0.0000	0	
Total Shareholding Of Promoter And Promoter Group (A)= (A)(1)+(A)(2)		9	81298739	0	0	81298739	39.2031	81298739	0	81298739	39.2031	0	0.0000	44701440	54.9842	81298739	

Details of Shares which remain unclaimed may be given hear along with details such as number of shareholders, outstanding shares held in demat/unclaimed suspense account, voting rights which are frozen etc.


Note :

- (1) The post amalgamation shareholding pattern is an indicative as on the March 31,2020. The post amalgamation shareholding will depend upon the actual shareholding pattern of the both transferor and transferee as on the record date
- (2) PAN would not be displayed on website of Stock Exchange(s)
- (3) The term 'Encumbrance' has the same meaning as assigned under regulation 28(3) of SEBI (Substantial Acquisition of Shares and Takeovers) Regulations, 2011.

Sadbhav Engineering Limited

Table III - Statement showing shareholding pattern of the Public shareholder

Category & Name of the shareholders (i)	PAN (ii)	Nos. of shareholders (iii)	No. of fully paid up equity shares held (iv)	Partly paid-up equity shares held (v)	No. of shares underlying Depository Receipts (vi)	Total nos. shares held (vii) = (iv)+(v)+(vi)	Shareholding % calculated as per SCRR, 1957 As a % of (A+B+C2) (viii) As a %	Number of Voting Rights held in each class of securities			No. of Shares Underlying Outstanding convertible securities (including Warrants) (x)	Shareholding, as a % assuming full conversion of convertible securities (as a percentage of diluted share capital) (xi) = (vii)+(x)	Number of Locked in shares (xii)		Number of Shares pledged or otherwise encumbered (xiii)		Number of equity shares held in dematerialised form (xiv)	
								Class eg: X	Class eg: y	Total			Total as a % of (A+B+C)	No. (a)	As a % of total Shares held (b)	No. (a)		As a % of total Shares held (b)
								(ix)	(x)	(xi)	(xii)	(xiii)	(xiv)					
1	Institutions																	
(a)	Mutual Fund	11	48187006	0	0	48187006	23.2363	48187006	0	48187006	23.2363	0	23.2363	0	0.0000	NA	NA	48187006
	Hdfc Small Cap Fund	1	17440674	0	0	17440674	8.4101	17440674	0	17440674	8.4101	0	8.4101	0	0.0000	NA	NA	17440674
	Reliance Capital Trustee Co Ltd-A/C Nippon India Equity Hybrid Fund	1	15820302	0	0	15820302	7.6287	15820302	0	15820302	7.6287	0	7.6287	0	0.0000	NA	NA	15820302
	Sbi Blue Chip Fund	1	7091922	0	0	7091922	3.4198	7091922	0	7091922	3.4198	0	3.4198	0	0	NA	NA	7091922
	Icici Prudential Value Discovery Fund	1	3269442	0	0	3269442	1.5766	3269442	0	3269442	1.5766	0	1.5766	0	0	NA	NA	3269442
(b)	Venture Capital Funds	0	0	0	0	0	0	0	0	0	0	0	0	0	0	NA	NA	0
(c)	Alternate Investment Funds	1	2520833	0	0	2520833	1.2156	2520833	0	2520833	1.2156	0	1.2156	0	0	NA	NA	2520833
	Abakkus Growth Fund-1	1	2520833	0	0	2520833	1.2156	2520833	0	2520833	1.2156	0	1.2156	0	0	NA	NA	2520833
(d)	Foreign Venture Capital Investors	0	0	0	0	0	0	0	0	0	0	0	0	0	0	NA	NA	0
(e)	Foreign Portfolio Investor	88	22041937	0	0	22041937	10.6289	22041937	0	22041937	10.6289	0	10.6289	0	0	NA	NA	22041937
	Kotak Funds - India Midcap Fund	1	4359047	0	0	4359047	2.1020	4359047	0	4359047	2.1020	0	2.1020	0	0	NA	NA	4359047
	Kuwait Investment Authority Fund 225	1	4893685	0	0	4893685	2.3598	4893685	0	4893685	2.3598	0	2.3598	0	0	NA	NA	4893685
	India Midcap (Mauritius) Ltd.	1	1812822	0	0	1812822	0.8742	1812822	0	1812822	0.8742	0	0.8742	0	0	NA	NA	1812822
(f)	Financial Institutions / Banks	2	843862	0	0	843862	0.4069	843862	0	843862	0.4069	0	0.4069	0	0	NA	NA	843862
(g)	Insurance Companies	2	11670670	0	0	11670670	5.6277	11670670	0	11670670	5.6277	0	5.6277	0	0	NA	NA	11670670
	Icici Prudential Life Insurance Company Limited	1	9778492	0	0	9778492	4.7153	9778492	0	9778492	4.7153	0	4.7153	0	0	NA	NA	9778492
	Hdfc Life Insurance Company Limited	1	1892178	0	0	1892178	0.9124	1892178	0	1892178	0.9124	0	0.9124	0	0	NA	NA	1892178
(h)	Provident Funds/ Pension Funds	0	0	0	0	0	0	0	0	0	0	0	0	0	0	NA	NA	0
(i)	Any Other (Specify)	0	0	0	0	0	0	0	0	0	0	0	0	0	0	NA	NA	0
	Sub Total (B)(1)	104	85264308	0	0	85264308	41.1153	85264308	0	85264308	41.1153	0	41.1153	0	0	NA	NA	85264308
2	Central Government/ State Government(s)/ President of India																	
	Sub Total (B)(2)	0	0	0	0	0	0	0	0	0	0	0	0	0	0	NA	NA	0

T. Kumar


3	Non-Institutions																		
(a)	Individuals			0									0			NA	NA		
	i. Individual shareholders holding nominal share capital up to Rs. 2 lakhs.	32404	8831563	0	0	8831563	4.2587	8831563	0	8831563	4.2587	0	4.2587	0	0	NA	NA	8831092	
	ii. Individual shareholders holding nominal share capital in excess of Rs. 2 lakhs.	85	4647220	0	0	4647220	2.2409	4647220	0	4647220	2.2409	0	2.2409	0	0	NA	NA	4647220	
(b)	NBFCs registered with RBI	0		0	0	0	0	0	0	0	0	0	0	0	0	NA	NA	0	
	Trust Employee	0		0	0	0	0	0	0	0	0	0	0	0	0	NA	NA	0	
(d)	Overseas Depositories(holding DRs) (balancing figure)	0		0	0	0	0	0	0	0	0	0	0	0	0	NA	NA	0	
(e)	Any Other (Specify)	2097	27336508	0	0	27336508	13.1819	27336508	0	27336508	13.1819	0	13.1819	0	0	NA	NA	27336508	
	IEPF	1	4625	0	0	4625	0.0022	4625	0	4625	0.0022	0	0.0022	0	0	NA	NA	4625	
	Trusts	2	337268	0	0	337268	0.1626	337268	0	337268	0.1626	0	0.1626	0	0	NA	NA	337268	
	Independent Relatives Of Director	3	20840	0	0	20840	0.0100	20840	0	20840	0.0100	0	0.0100	0	0	NA	NA	20840	
	Hindu Undivided Family	928	986944	0	0	986944	0.4759	986944	0	986944	0.4759	0	0.4759	0	0	NA	NA	986944	
	Non Resident Indians (Non Repat)	211	531966	0	0	531966	0.2565	531966	0	531966	0.2565	0	0.2565	0	0	NA	NA	531966	
	Non Resident Indians (Repat)	492	425025	0	0	425025	0.2050	425025	0	425025	0.2050	0	0.2050	0	0	NA	NA	425025	
	Clearing Member	92	1360862	0	0	1360862	0.6562	1360862	0	1360862	0.6562	0	0.6562	0	0	NA	NA	1360862	
	Bodies Corporate	367	13961692	0	0	13961692	6.7325	13961692	0	13961692	6.7325	0	6.7325	0	0	NA	NA	13961692	
	Blue Daimond Properties Pvt Ltd	AACCB8052A	1	6820485	0	0	6820485	3.2889	6820485	0	6820485	3.2889	0	3.2889	0	0	NA	NA	6820485
	Foreign Companies	1	9707286	0	0	9707286	4.6810	9707286	0	9707286	4.6810	0	4.6810	0	0	NA	NA	9707286	
	Nonwest Venture Partners Vii-A-Mauritius	AADCN1034D	1	9707286	0	0	9707286	4.6810	9707286	0	9707286	4.6810	0	4.6810	0	0	NA	NA	9707286
	Sub Total (B)(3)	34586	40815291	0	0	40815291	19.6816	40815291	0	40815291	19.6816	0	19.6816	0	0	NA	NA	40814820	
	Total Public Shareholding (B)= (B)(1)+(B)(2)+(B)(3)	34690	126079599	0	0	126079599	60.7969	126079599	0	126079599	60.7969	0	60.7969	0	0	NA	NA	126079128	

Details of the shareholders acting as persons in Concert including their Shareholding (No. and %):

Name of shareholders	No. of Shares
Mr. Nitin R. Patel	101 (0.00%)

Details of Shares which remain unclaimed may be given hear along with details such as number of shareholders, outstanding shares held in demat/unclaimed suspense account, voting rights which are frozen etc.

No. of shareholders	No. of Shares
1	350 (0.00%)

Note :

- (1) The post amalgamation shareholding pattern is an indicative as on the March 31,2020. The post amalgamation shareholding will depend upon the actual shareholding pattern of the both transferor and transferee as on the record date.
- (2) PAN would not be displayed on website of Stock Exchange(s).
- (3) The above format needs to disclose name of all holders holding more than 1% of total number of shares
- (4) W.r.t. the information pertaining to Depository Receipts, the same may be disclosed in the respective columns to the extent information available and the balance to be disclosed as held by custodian.





Sadbhav Engineering Limited

Table IV - Statement showing shareholding pattern of the Non Promoter- Non Public shareholder

Category & Name of the shareholders	PAN	Nos. of shareholders	No. of fully paid up equity shares held	Partly paid-up equity shares held	No. of shares underlying Depository Receipts	Total nos. shares held	Shareholding % calculated as per SCRR, 1957 As a % of (A+B+C2)	Number of Voting Rights held in each class of securities			Total as a % of (A+B+C)	No. of Shares Underlying Outstanding convertible securities (including Warrants)	Shareholding, as a % assuming full conversion of convertible securities (as a percentage of diluted share capital)	Number of Locked in shares		Number of Shares pledged or otherwise encumbered		Number of equity shares held in dematerialised form
								No of Voting Rights						No. (a)	As a % of total Shares held(b)	No. (a)	As a % of total Shares held(b)	
								Class eg: X	Class eg: y	Total								
(i)	(ii)	(iii)	(iv)	(v)	(vi)	(vii) =	(viii) As a	(ix)			(x)	(xi)=	(xii)		(xiii)		(xiv)	
1 Custodian/DR Holder		0	0	0	0	0	0.0000	0	0	0	0.0000	0	0.0000	0	0.0000	NA	NA	0
2 Employee Benefit Trust (under SEBI (Share based Employee Benefit) Regulations, 2014)		0	0	0	0	0	0.0000	0	0	0	0.0000	0	0.0000	0	0.0000	NA	NA	0
Total Non-Promoter- Non Public Shareholding (C)= (C)(1)+(C)(2)		0	0	0	0	0	0.0000	0	0	0	0.0000	0	0.0000	0	0.0000	NA	NA	0

Note :

- (1) The post amalgamation shareholding pattern is an indicative as on the March 31,2020. The post amalgamation shareholding will depend upon the actual shareholding pattern of the both transferor and transferee as on the record date
- (2) PAN would not be displayed on website of Stock Exchange(s).
- (3) The above format needs to disclose name of all holders holding more than 1% of total number of shares
- (4) W.r.t. the information pertaining to Depository Receipts, the same may be disclosed in the respective columns to the extent information available and the balance to be disclosed as held by custodian.


Sadbhav Engineering Limited

Table V - Statement showing details of significant beneficial owners (SBOs)

Sr. No.	Details of the SBO			Details of the registered owner			Details of holding/ exercise of right of the SBO in the reporting company,		Date of creation / acquisition of significant beneficial interest# (IV)
	Name	PAN/ Passport No. in case of a foreign national	Nationality	Name	PAN/ Passport No. in case of a foreign national	Nationality	Whether by virtue of:		
							Shares	%	
							Voting rights	%	
							Rights on distributable dividend or any	%	
							Exercise of control	No	
							Exercise of significant influence	No	
1	Shantaben Vishnubhai Patel	ABGPP7486A	Indian	Sadbhav Finstock Private Limited	AACCS1036R	N.A.	Shares	37.71%	08-12-2010

Certified True Copy

[Handwritten Signature]



POST SHAREHOLDING PATTERN (WITHOUT PAN)


Shareholding Pattern under Regulation 31 of SEBI (Listing Obligations and Disclosure Requirements) Regulations, 2015

1.	Name of Listed Entity: Sadbhav Engineering Limited	
2.	Scrip Code/Name of Scrip/Class of Security: 532710	
3.	Share Holding Pattern Filed under: Reg. 31(1)(a)/Reg. 31(1)(b)/Reg.31(1)(c)	
	a.	If under 31(1)(b) then indicate the report for Quarter ending March 31,2020
	b.	If under 31(1)(c) then indicate date of allotment/extinguishment
4.	Declaration: The Listed entity is required to submit the following declaration to the extent of submission of information:-	

	Particulars	Yes*	No*
1	Whether the Listed Entity has issued any partly paid up shares?		No
2	Whether the Listed Entity has issued any Convertible Securities or Warrants?		No
3	Whether the Listed Entity has any shares against which depository receipts are issued?		No
4	Whether the Listed Entity has any shares in locked-in?		No
5	Whether any shares held by promoters are pledge or otherwise encumbered?	Yes	
6	Whether the listed entity has any Significant Beneficial Owner?	Yes	

* If the Listed Entity selects the option 'No' for the questions above, the columns for the partly paid up shares, Outstanding Convertible Securities/Warrants, depository receipts, locked-in shares, No of shares pledged or otherwise encumbered by promoters, as applicable, shall not be displayed at the time of dissemination on the Stock Exchange website. Also wherever there is 'No' declared by Listed Entity in above table the values will be considered as 'Zero' by default on submission of the format of holding of specified securities.

Certified True Copy




Sadbhav Engineering Limited

Table I - Summary Statement holding of specified securities

Category	Category of shareholder	Nos. of shareholders	No. of fully paid up equity shares held	No. of Partly paid-up equity shares held	No. of shares underlying Depository Receipts	Total nos. shares held	Shareholding as a % of total no. of shares (calculated as per SCRR, 1957)	Number of Voting Rights held in each class of securities			No. of Shares Underlying Outstanding convertible securities (including Warrants)	Shareholding, as a % assuming full conversion of convertible securities (as a percentage of diluted share capital)	Number of Locked in		Number of Shares pledged or		Number of equity shares held in dematerialised form	
								No of Voting Rights					Total as a % of (A+B+C)	No. (a)	As a % of total Shares held(b)	No. (a)		As a % of total Shares held(b)
								Class eg: X	Class eg: y	Total								
(I)	(II)	(III)	(IV)	(V)	(VI)	(VII) = (IV)+(V)+(VI)	(VIII) As a % of (A+B+C2)	(IX)			(X)	(XI) = (VII)+(X) As a % of (A+B+C2)	(XII)	(XIII)		(XIV)		
(A)	Promoter & Promoter Group	9	81298739	0	0	81298739	39.20	81298739	0	81298739	39.20	0	39.20	0	0	44701440	54.98	81298739
(B)	Public	34690	126079599	0	0	126079599	60.80	126079599	0	126079599	60.80	0	60.80	0	0	NA	NA	126079128
(C)	Non Promoter - Non Public					0			0		0			0	0	NA	NA	
(C1)	Shares Underlying DRs	-	0	0	0	0	0.00	0	0	0	0.00	0	0.00	0	0	NA	NA	0
(C2)	Shares Held By Employee Trust	-	0	0	0	0	0.00	0	0	0	0.00	0	0.00	0	0	NA	NA	0
	Total	34699	207378338	0	0	207378338	100.00	207378338	0	207378338	100.00	0	100.00	0	0	44701440	21.56	207377867

Note:

The post amalgamation shareholding pattern is an indicative as on the March 31,2020. The post amalgamation shareholding will depend upon the actual shareholding pattern of the both transferor and transferee as on the record date



Sadbhav Engineering Limited

Table II - Statement showing shareholding pattern of the Promoter and Promoter Group

Category & Name of the shareholders	Nos. of shareholders	No. of fully paid up equity shares held	Partly paid-up equity shares held	No. of shares underlying Depository Receipts	Total nos. shares held	Shareholding % calculated as per SCRR, 1957 As a % of (A+B+C2)	Number of Voting Rights held in each class of securities			No. of Shares Underlying Outstanding convertible securities (including Warrants)	Shareholding , as a % assuming full conversion of convertible securities (as a percentage of diluted share capital)	Number of Locked in shares		Number of Shares pledged or otherwise encumbered		Number of equity shares held in dematerialised form	
							Class eg: X	Class eg: y	Total			No. (a)	As a % of total Shares held(b)	No. (a)	As a % of total Shares held(b)		
																	No of Voting Rights
(I)	(II)	(IV)	(V)	(VI)	(VII) = (IV)+(V)+	(VIII) As a	(IX)			(X)	(XI)= (VII)+(X)	(XII)	(XIII)	(XIV)			
1 Indian																	
(a) Individuals / Hindu Undivided Family	8	64753464	0	0	64753464	31.2248	64753464	0	64753464	31.2248	0	0.0000	44701440	69.0333	64753464		
Shantaben Vishnubhai Patel	1	49490593	0	0	49490593	23.8649	49490593	0	49490593	23.8649	0	0.0000	38417380	77.6256	49490593		
Vikram Rasiklal Patel	1	4785417	0	0	4785417	2.3076	4785417	0	4785417	2.3076	0	0.0000	2101326	43.9110	4785417		
Vasistha Chandulal Patel	1	3573202	0	0	3573202	1.7230	3573202	0	3573202	1.7230	0	0.0000	2672451	74.7915	3573202		
Shashin Vishnubhai Patel	1	5843569	0	0	5843569	2.8178	5843569	0	5843569	2.8178	0	0.0000	1510283	25.8452	5843569		
Bhavna Vikramkumar Patel	1	437500	0	0	437500	0.2110	437500	0	437500	0.2110	0	0.0000	0	0.0000	437500		
Rekhaben Vasisthakumar Patel	1	437500	0	0	437500	0.2110	437500	0	437500	0.2110	0	0.0000	0	0.0000	437500		
Vipul Harishchandra Patel	1	185183	0	0	185183	0.0893	185183	0	185183	0.0893	0	0.0000	0	0.0000	185183		
Patel Girishbhai Nandubhai	1	500	0	0	500	0.0002	500	0	500	0.0002	0	0.0000	0	0.0000	500		
(b) Central Government / State Government(s)	0	0	0	0	0	0.0000	0	0	0	0.0000	0	0.0000	0	0.0000	0		
(c) Financial Institutions / Banks	0	0	0	0	0	0.0000	0	0	0	0.0000	0	0.0000	0	0.0000	0		
(d) Any Other (Specify)	1	16545275	0	0	16545275	7.9783	16545275	0	16545275	7.9783	0	0.0000	0	0.0000	16545275		
Bodies Corporate	1	16545275	0	0	16545275	7.9783	16545275	0	16545275	7.9783	0	0.0000	0	0.0000	16545275		
Sadbhav Finstock Private Limited	1	16545275	0	0	16545275	7.9783	16545275	0	16545275	7.9783	0	0.0000	0	0.0000	16545275		
Sub Total (A)(1)	9	81298739	0	0	81298739	39.2031	81298739	0	81298739	39.2031	0	0.0000	44701440	54.9842	81298739		
2 Foreign																	
(a) Individuals (Non-Resident Individuals / Foreign Individuals)	0	0	0	0	0	0.0000	0	0	0	0.0000	0	0.0000	0	0.0000	0		
(b) Government	0	0	0	0	0	0.0000	0	0	0	0.0000	0	0.0000	0	0.0000	0		
(c) Institutions	0	0	0	0	0	0.0000	0	0	0	0.0000	0	0.0000	0	0.0000	0		
(d) Foreign Portfolio Investor	0	0	0	0	0	0.0000	0	0	0	0.0000	0	0.0000	0	0.0000	0		
(e) Any Other (Specify)	0	0	0	0	0	0.0000	0	0	0	0.0000	0	0.0000	0	0.0000	0		
Sub Total (A)(2)	0	0	0	0	0	0.0000	0	0	0	0.0000	0	0.0000	0	0.0000	0		
Total Shareholding Of Promoter And Promoter Group (A)= [A](1)+[A](2)	9	81298739	0	0	81298739	39.2031	81298739	0	81298739	39.2031	0	0.0000	44701440	54.98417	81298739		


Details of Shares which remain unclaimed may be given hear along with details such as number of shareholders, outstanding shares held in demat/unclaimed suspense account, voting rights which are frozen etc.

Note :

(1) The post amalgamation shareholding pattern is an indicative as on the March 31,2020. The post amalgamation shareholding will depend upon the actual shareholding pattern of the both transferor and transferee as on the record date

(2) PAN would not be displayed on website of Stock Exchange(s)



(3) The term 'Encumbrance' has the same meaning as assigned under regulation 28(3) of SEBI (Substantial Acquisition of Shares and Takeovers) Regulations, 2011.



Sadbhav Engineering Limited

Table III - Statement showing shareholding pattern of the Public shareholder

Category & Name of the shareholders	Nos. of shareholders	No. of fully paid up equity shares held	Partly paid-up equity shares held	No. of shares underlying Depository Receipts	Total nos. shares held	Shareholding % calculated as per SCRR, 1957 As a % of (A+B+C2)	Number of Voting Rights held in each class of securities			No. of Shares Underlying Outstanding convertible securities (including Warrants)	Shareholding, as a % assuming full conversion of convertible securities (as a percentage of diluted share capital)	Number of Locked In shares		Number of Shares pledged or otherwise encumbered		Number of equity shares held in dematerialised form	
							Class eg: X	Class eg: y	Total			Total as a % of (A+B+C)	No. (a)	As a % of total Shares held(b)	No. (a)		As a % of total Shares held(b)
(I)	(III)	(IV)	(V)	(VI)	(VII) = (IV)+(V)+(VI)	(VIII) As a %	(IX)			(X)	(XI)=(VII)+(X)	(XII)		(XIII)		(XIV)	
1	Institutions																
(a)	Mutual Fund	11	48187006	0	0	48187006	23.2363	48187006	0	48187006	23.2363	0	0.0000	NA	NA	48187006	
	Hdfc Small Cap Fund	1	17440674	0	0	17440674	8.4101	17440674	0	17440674	8.4101	0	0.0000	NA	NA	17440674	
	Reliance Capital Trustee Co Ltd-A/C Nippon India Equity Hybrid Fund	1	15820302	0	0	15820302	7.6287	15820302	0	15820302	7.6287	0	0.0000	NA	NA	15820302	
	Sbi Blue Chip Fund	1	7091922	0	0	7091922	3.4198	7091922	0	7091922	3.4198	0	0	NA	NA	7091922	
	Icici Prudential Value Discovery Fund	1	3269442	0	0	3269442	1.5766	3269442	0	3269442	1.5766	0	0	NA	NA	3269442	
(b)	Venture Capital Funds	0	0	0	0	0	0	0	0	0	0	0	0	NA	NA	0	
(c)	Alternate Investment Funds	1	2520833	0	0	2520833	1.2156	2520833	0	2520833	1.2156	0	0	NA	NA	2520833	
	Abakus Growth Fund-1	1	2520833	0	0	2520833	1.2156	2520833	0	2520833	1.2156	0	0	NA	NA	2520833	
(d)	Foreign Venture Capital Investors	0	0	0	0	0	0	0	0	0	0	0	0	NA	NA	0	
(e)	Foreign Portfolio Investor	88	22041937	0	0	22041937	10.6289	22041937	0	22041937	10.6289	0	0	NA	NA	22041937	
	Kotak Funds - India Midcap Fund	1	4359047	0	0	4359047	2.1020	4359047	0	4359047	2.1020	0	0	NA	NA	4359047	
	Kuwait Investment Authority Fund 225	1	4893685	0	0	4893685	2.3598	4893685	0	4893685	2.3598	0	0	NA	NA	4893685	
	India Midcap (Mauritius) Ltd.	1	1812822	0	0	1812822	0.8742	1812822	0	1812822	0.8742	0	0	NA	NA	1812822	
(f)	Financial Institutions / Banks	2	843862	0	0	843862	0.4069	843862	0	843862	0.4069	0	0	NA	NA	843862	
(g)	Insurance Companies	2	11670670	0	0	11670670	5.6277	11670670	0	11670670	5.6277	0	0	NA	NA	11670670	
	Icici Prudential Life Insurance Company Limited	1	9778492	0	0	9778492	4.7153	9778492	0	9778492	4.7153	0	0	NA	NA	9778492	
	Hdfc Life Insurance Company Limited	1	1892178	0	0	1892178	0.9124	1892178	0	1892178	0.9124	0	0	NA	NA	1892178	
(h)	Provident Funds/ Pension Funds	0	0	0	0	0	0	0	0	0	0	0	0	NA	NA	0	
(i)	Any Other (Specify)	0	0	0	0	0	0	0	0	0	0	0	0	NA	NA	0	
	Sub Total (B)(1)	104	85264308	0	0	85264308	41.1153	85264308	0	85264308	41.1153	0	0	NA	NA	85264308	
2	Central Government/ State Government(s)/ President of India																
	Sub Total (B)(2)	0	0	0	0	0	0	0	0	0	0	0	0	NA	NA	0	

3	Non-Institutions																	
(a)	Individuals			0											0		NA	NA
	i. Individual shareholders holding nominal share capital up to Rs. 2 lakhs.	32404	8831563	0	0	8831563	4.2587	8831563	0	8831563	4.2587	0	4.2587	0	0	NA	NA	8831092
	ii. Individual shareholders holding nominal share capital in excess of Rs. 2 lakhs.	85	4647220	0	0	4647220	2.2409	4647220	0	4647220	2.2409	0	2.2409	0	0	NA	NA	4647220
(b)	NBFCs registered with RBI	0		0	0	0	0	0	0	0	0	0	0	0	0	NA	NA	0
	Trust Employee	0		0	0	0	0	0	0	0	0	0	0	0	0	NA	NA	0
(d)	Overseas Depositories(holding DRs) (balancing figure)	0		0	0	0	0	0	0	0	0	0	0	0	0	NA	NA	0
(e)	Any Other (Specify)	2097	27336508	0	0	27336508	13.1819	27336508	0	27336508	13.1819	0	13.1819	0	0	NA	NA	27336508
	IEPF	1	4625	0	0	4625	0.0022	4625	0	4625	0.0022	0	0.0022	0	0	NA	NA	4625
	Trusts	2	337268	0	0	337268	0.1626	337268	0	337268	0.1626	0	0.1626	0	0	NA	NA	337268
	Independent Relatives Of Director	3	20840	0	0	20840	0.0100	20840	0	20840	0.0100	0	0.0100	0	0	NA	NA	20840
	Hindu Undivided Family	928	986944	0	0	986944	0.4759	986944	0	986944	0.4759	0	0.4759	0	0	NA	NA	986944
	Non Resident Indians (Non Repat)	211	531966	0	0	531966	0.2565	531966	0	531966	0.2565	0	0.2565	0	0	NA	NA	531966
	Non Resident Indians (Repat)	492	425025	0	0	425025	0.2050	425025	0	425025	0.2050	0	0.2050	0	0	NA	NA	425025
	Clearing Member	92	1360862	0	0	1360862	0.6562	1360862	0	1360862	0.6562	0	0.6562	0	0	NA	NA	1360862
	Bodies Corporate	367	13961692	0	0	13961692	6.7325	13961692	0	13961692	6.7325	0	6.7325	0	0	NA	NA	13961692
	Blue Daimond Properties Pvt Ltd	1	6820485	0	0	6820485	3.2889	6820485	0	6820485	3.2889	0	3.2889	0	0	NA	NA	6820485
	Foreign Companies	1	9707286	0	0	9707286	4.6810	9707286	0	9707286	4.6810	0	4.6810	0	0	NA	NA	9707286
	Norwest Venture Partners Vii-A-Mauritius	1	9707286	0	0	9707286	4.6810	9707286	0	9707286	4.6810	0	4.6810	0	0	NA	NA	9707286
	Sub Total (B)(3)	34586	40815291	0	0	40815291	19.6816	40815291	0	40815291	19.6816	0	19.6816	0	0	NA	NA	40814820
	Total Public Shareholding (B)= (B)(1)+(B)(2)+(B)(3)	34690	126079599	0	0	126079599	60.7969	126079599	0	126079599	60.7969	0	60.7969	0	0	NA	NA	126079128

Details of the shareholders acting as persons in Concert including their Shareholding (No. and %):


Name of shareholders	No. of Shares
Mr. Nitin R. Patel	101 (0.00%)

Details of Shares which remain unclaimed may be given hear along with details such as number of shareholders, outstanding shares held in demat/unclaimed suspense account, voting rights which are frozen etc.

No. of shareholders	No. of Shares
1	350 (0.00%)

Note :

- (1) The post amalgamation shareholding pattern is an indicative as on the March 31,2020. The post amalgamation shareholding will depend upon the actual shareholding pattern of the both transferor and transferee as on the record date.
- (2) PAN would not be displayed on website of Stock Exchange(s).
- (3) The above format needs to disclose name of all holders holding more than 1% of total number of shares
- (4) W.r.t. the information pertaining to Depository Receipts, the same may be disclosed in the respective columns to the extent information available and the balance to be disclosed as held by custodian.



Sadbhav Engineering Limited
Table IV - Statement showing shareholding pattern of the Non Promoter- Non Public shareholder

Category & Name of the shareholders	Nos. of shareholders	No. of fully paid up equity shares held	Partly paid-up equity shares held	No. of shares underlying Depository Receipts	Total nos. shares held	Shareholding % calculated as per SCRR, 1957 As a % of (A+B+C2)	Number of Voting Rights held in each class of securities			No. of Shares Underlying Outstanding convertible securities (including Warrants)	Shareholding, as a % assuming full conversion of convertible securities (as a percentage of diluted share capital)	Number of Locked in shares		Number of Shares pledged or otherwise encumbered		Number of equity shares held in dematerialised form	
							No of Voting Rights					Total as a % of (A+B+C)	No. (a)	As a % of total Shares held(b)	No. (a)		As a % of total Shares held(b)
							Class eg: X	Class eg: y	Total								
(I)	(III)	(IV)	(V)	(VI)	(VII) =	(VIII) As a	(IX)			(X)	(XI) =	(XII)		(XIII)		(XIV)	
1 Custodian/DR Holder	0	0	0	0	0	0.0000	0	0	0	0.0000	0	0.0000	0	0.0000	NA	NA	0
2 Employee Benefit Trust (under SEBI (Share based Employee Benefit) Regulations, 2014)	0	0	0	0	0	0.0000	0	0	0	0.0000	0	0.0000	0	0.0000	NA	NA	0
Total Non-Promoter- Non Public Shareholding (C)= (C)(1)+(C)(2)	0	0	0	0	0	0.0000	0	0	0	0.0000	0	0.0000	0	0.0000	NA	NA	0

Note :

- (1) The post amalgamation shareholding pattern is an indicative as on the March 31,2020. The post amalgamation shareholding will depend upon the actual shareholding pattern of the both transferor and transferee as on the record date
- (2) PAN would not be displayed on website of Stock Exchange(s).
- (3) The above format needs to disclose name of all holders holding more than 1% of total number of shares
- (4) W.r.t. the information pertaining to Depository Receipts, the same may be disclosed in the respective columns to the extent information available and the balance to be disclosed as held by custodian.

Sadbhav Engineering Limited

Table V - Statement showing details of significant beneficial owners (SBOs)

Sr. No.	Details of the SBO		Details of the registered owner		Details of holding/ exercise of right of the SBO in the reporting company,		Date of creation / acquisition of significant beneficial interest# (IV)
	Name	Nationality	Name	Nationality	Whether by virtue of:		
					Shares	%	
					Voting rights	%	
					Rights on distributable dividend or any	%	
					Exercise of control	No	
					Exercise of significant influence	No	
1	Shantaben Vishnubhai Patel	Indian	Sadbhav Finstock Private Limited	N.A.	Shares	37.71%	08-12-2010

Certified True Copy

