

Ref: SIPL/2016-17/0011

16th April, 2016

To The Dy Gen Manager Corporate Relationship Dept Bombay Stock Exchange Limited PJ Tower, Dalal Street, Mumbai- 400 001 Fax: 022-22722037-39 Equity Scrip Code: 539346	To National Stock Exchange of India Limited Exchange Plaza, Plot No C/1, G Block Bandra Kurla Complex, Bandra (E) Mumbai- 400 051 Fax : 022-26598237-38 Equity Scrip Name: SADBHIN
----------------------------------------------------------------------------------------------------------------------------------------------------------------------------------------------------	----------------------------------------------------------------------------------------------------------------------------------------------------------------------------------------------------------------

Dear Sirs,


Subject: Submission of Shareholding Pattern under Regulation 31(1)(b) of SEBI (Listing Obligations and Disclosure Requirements) Regulations, 2015

In Compliance with the provisions of Regulation 31(1)(b) of SEBI (Listing Obligations and Disclosure Requirements) Regulations, 2015, Shareholding Pattern for the quarter ended 31st March, 2016 (Q4) is attached herewith.


You are requested to take the same on record.

Thank You
Yours faithfully,

For SADBHAV INFRASTRUCTURE PROJECT LIMITED



GAURAV VESASI
COMPANY SECRETARY & COMPLIANCE OFFICER
MEMBERSHIP NO.:-F7544




Shareholding Pattern under Regulation 31 of SEBI (Listing Obligations and Disclosure Requirements) Regulations, 2015

1	Name of Listed Entity: Sadbhav Infrastructure Project Limited	
2	Scrip Code/Name of Scrip/Class of Security: 539346 / SADBHIN / EQUITY SHARES	
3	Share Holding Pattern Filed under: Reg. 31(1)(a)/Reg. 31(1)(b)/Reg.31(1)(c)	
	a.	If under 31(1)(b) then indicate the report for Quarter ending 31st March, 2016
	b.	If under 31(1)(c) then indicate date of allotment/extinguishment
4	Declaration: The Listed entity is required to submit the following declaration to the extent of submission of information:-	

	Particulars	Yes*	No*
1	Whether the Listed Entity has issued any partly paid up shares?		No
2	Whether the Listed Entity has issued any Convertible Securities or Warrants?		No
3	Whether the Listed Entity has any shares against which depository receipts are issued?		No
4	Whether the Listed Entity has any shares in locked-in?	Yes	
5	Whether any shares held by promoters are pledge or otherwise encumbered?	Yes	

* If the Listed Entity selects the option 'No' for the questions above, the columns for the partly paid up shares, Outstanding Convertible Securities/Warrants, depository receipts, locked-in shares, No of shares pledged or otherwise encumbered by promoters, as applicable, shall not be displayed at the time of dissemination on the Stock Exchange website. Also wherever there is 'No' declared by Listed Entity in above table the values will be considered as 'Zero' by default on submission of the format of holding of specified securities.




Sadbhav Infrastructure Project Limited

Table I - Summary Statement holding of specified securities

Category	Category of shareholder	Number of share holders	No. of fully paid up equity shares held	No. of Partly paid-up equity shares held	No. of shares underlying Depository Receipts	Total nos. shares held	Shareholding as a % of total no. of shares (calculated as per SCRR, 1957)	Number of Voting Rights held in each class of securities			No. of Shares Underlying Outstanding convertible securities (including Warrants)	Shareholding, as a % assuming full conversion of convertible securities (as a percentage of diluted share capital)	Number of Locked in shares		Number of Shares pledged or otherwise		Number of equity shares held in dematerialised form	
								No of Voting Rights		Total as a % of (A+B+C)			No. (a)	As a % of total Shares held(b)	No. (a)	As a % of total Shares held(b)		
								Class eg: X	Class eg: Y									Total
(I)	(II)	(III)	(IV)	(V)	(VI)	(VII) = (IV)+(V)+(VI)	(VIII)As a % of (A+B+C2)	(IX)			(X)	(XI)= (VII)+(X) As a % of (A+B+C2)	(XII)		(XIII)		(XIV)	
(A)	Promoter & Promoter Group	4	242954221	0	0	242954221	68.9770	242954221	0	242954221	68.9770	0	68.9770	242867647	99.9643	35222522	14.4975	242954221
(B)	Public	9940	109270995	0	0	109270995	31.0230	109270995	0	109270995	31.0230	0	31.0230	61623910	56.3954	NA	NA	109270982
(C)	Non Promoter - Non Public				0				0			0			0.0000	NA	NA	
(C1)	Shares Underlying DRs	0	0	0	0	0	0.0000	0	0	0	0.0000	0	0.0000	0	0.0000	NA	NA	0
(C2)	Shares Held By Employee Trust	0	0	0	0	0	0.0000	0	0	0	0.0000	0	0.0000	0	0.0000	NA	NA	0
	Total*	9944	352225216	0	0	352225216	100.0000	352225216	0	352225216	100.0000	0	100.0000	304491557	86.4479	35222522	10.0000	352225203

*Note:- Percentage of total pledged shares held by Promoter should be 10%. But on NEAPs website it is calculated as 14.5%.



Sadbhav Infrastructure Project Limited

Table II - Statement showing shareholding pattern of the Promoter and Promoter Group


Category & Name of the shareholders	PAN	Nos. of share holders	No. of fully paid up equity shares held	Partly paid-up equity shares held	No. of shares underlying Depository Receipts	Total nos. shares held	Shareholding % calculated as per SCRR, 1957 As a % of (A+B+C2)	Number of Voting Rights held in each class of securities			No. of Shares Underlying Outstanding convertible securities (including	Shareholding, as a % assuming full conversion of convertible securities (as a percent	Number of Locked in shares		Number of Shares pledged or otherwise		Number of equity shares held in dematerialised form	
								No of Voting Rights		Total as a % of (A+B+C)			No. (a)	As a % of total Shares held(b)	No. (a)	As a % of total Shares held(b)		
								Class eg: X	Class eg: y									Total
(I)	(II)	(III)	(IV)	(V)	(VI)	(VII) = (IV)+(V)+(VI)	(VIII) As a % of (A+B+C2)	(IX)			(X)	(XI) = (VII)+(X) As a % of (A+B+C2)	(XII)	(XIII)	(XIV)			
1 Indian																		
Individuals / Hindu Undivided																		
(a) Family		3	2220794	0	0	2220794	0.6305	2220794	0	2220794	0.6305	0	0.6305	2134220	96.1017	0	0.0000	2220794
Vishnubhai Mafatalal Patel	AEHPP8757L	1	1186684	0	0	1186684	0.3369	1186684	0	1186684	0.3369	0	0.3369	1100110	92.7045	0	0.0000	1186684
Shashin Vishnubhai Patel	AFRPP6274P	1	704110	0	0	704110	0.1999	704110	0	704110	0.1999	0	0.1999	704110	100.0000	0	0.0000	704110
Patel Rajeshreeben Vishnubhai	ACMPP1895J	1	330000	0	0	330000	0.0937	330000	0	330000	0.0937	0	0.0937	330000	100.0000	0	0.0000	330000
Central Government / State																		
(b) Government(s)		0	0	0	0	0	0.0000	0	0	0	0.0000	0	0.0000	0	0.0000	0	0.0000	0
Financial Institutions / Banks																		
(c) Financial Institutions / Banks		0	0	0	0	0	0.0000	0	0	0	0.0000	0	0.0000	0	0.0000	0	0.0000	0
Any Other (Specify)																		
(d) Any Other (Specify)		1	240733427	0	0	240733427	68.3464	240733427	0	240733427	68.3464	0	68.3464	240733427	100.0000	35222522	14.6313	240733427
Bodies Corporate																		
Bodies Corporate		1	240733427	0	0	240733427	68.3464	240733427	0	240733427	68.3464	0	68.3464	240733427	100.0000	35222522	14.6313	240733427
Sadbhav Engineering Limited	AADCS0852Q	1	240733427	0	0	240733427	68.3464	240733427	0	240733427	68.3464	0	68.3464	240733427	100.0000	35222522	14.6313	240733427
Sub Total (A)(1)		4	242954221	0	0	242954221	68.9770	242954221	0	242954221	68.9770	0	68.9770	242867647	99.9644	35222522	14.4976	242954221
2 Foreign																		
Individuals (Non-Resident)																		
(a) Individuals / Foreign Individuals		0	0	0	0	0	0.0000	0	0	0	0.0000	0	0.0000	0	0.0000	0	0.0000	0
(b) Government		0	0	0	0	0	0.0000	0	0	0	0.0000	0	0.0000	0	0.0000	0	0.0000	0
(c) Institutions		0	0	0	0	0	0.0000	0	0	0	0.0000	0	0.0000	0	0.0000	0	0.0000	0
(d) Foreign Portfolio Investor		0	0	0	0	0	0.0000	0	0	0	0.0000	0	0.0000	0	0.0000	0	0.0000	0
(e) Any Other (Specify)		0	0	0	0	0	0.0000	0	0	0	0.0000	0	0.0000	0	0.0000	0	0.0000	0
Sub Total (A)(2)		0	0	0	0	0	0.0000	0	0	0	0.0000	0	0.0000	0	0.0000	0	0.0000	0
Total Shareholding Of Promoter And Promoter Group (A)= (A)(1)+(A)(2)		4	242954221	0	0	242954221	68.9770	242954221	0	242954221	68.9770	0	68.9770	242867647	99.9644	35222522	14.4976	242954221

Details of Shares which remain unclaimed may be given here along with details such as number of shareholders, outstanding shares held in demat/unclaimed suspense account, voting rights which are frozen etc.

Note:

(1) PAN would not be displayed on website of Stock Exchange(s)

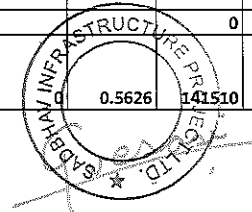
(2) The term 'Encumbrance' has the same meaning as assigned under regulation 28(3) of SEBI (Substantial Acquisition of Shares and Takeovers) Regulations, 2011.



Sadbhav Infrastructure Project Limited

Table III - Statement showing shareholding pattern of the Public shareholder

Category & Name of the shareholders	PAN	Nos. of shareholders	No. of fully paid up equity shares held	Partly paid-up equity shares held	No. of shares underlying Depository Receipts	Total nos. shares held	Shareholding % calculated as per SCRR, 1957 As a % of (A+B+C2)	Number of Voting Rights held in each class of securities			No. of Shares Underlying Outstanding convertible securities (including Warrants)	Shareholding, as a % assuming full conversion of convertible securities (as a percentage of diluted share capital)	Number of Locked in shares		Number of Shares pledged or		Number of equity shares held in dematerialised form	
								No of Voting Rights					Total as a % of (A+B+C)	No. (a)	As a % of total Shares held(b)	No. (a)		As a % of total Shares held(b)
								Class eg: X	Class eg: Y	Total								
(I)	(II)	(III)	(IV)	(V)	(VI)	(VII) = (IV)+(V)+(VI)	(VIII) As a % of (A+B+C2)	(IX)			(X)	(XI) = (VII)+(X) As a % of (A+B+C2)	(XII)	(XIII)	(XIV)			
1 Institutions																		
(a) Mutual Fund		15	17146749	0	0	17146749	4.8681	17146749	0	17146749	4.8681	0	4.8681	0	0.0000	NA	NA	17146749
Tata Balanced Fund	AAATT0570A		4800000	0	0	4800000	1.3628	4800000	0	4800000	1.3628	0	1.3628	0	0.0000	NA	NA	4800000
Hdfc Trustee Company Limited-Hdfc Equity Fund	AAATH1809A		3983100	0	0	3983100	1.1308	3983100	0	3983100	1.1308	0	1.1308	0	0.0000	NA	NA	3983100
(b) Venture Capital Funds		0	0	0	0	0	0.0000	0	0	0	0.0000	0	0.0000	0	0.0000	NA	NA	0
(c) Alternate Investment Funds		0	0	0	0	0	0.0000	0	0	0	0.0000	0	0.0000	0	0.0000	NA	NA	0
(d) Foreign Venture Capital Investors		0	0	0	0	0	0.0000	0	0	0	0.0000	0	0.0000	0	0.0000	NA	NA	0
(e) Foreign Portfolio Investor		7	18881388	0	0	18881388	5.3606	18881388	0	18881388	5.3606	0	5.3606	0	0.0000	NA	NA	18881388
Amansa Holdings Private Limited	AAKCA7237L		6885883	0	0	6885883	1.9550	6885883	0	6885883	1.9550	0	1.9550	0	0.0000	NA	NA	6885883
Nomura India Investment Fund Mother Fund	AAAAN3240L		4854310	0	0	4854310	1.3782	4854310	0	4854310	1.3782	0	1.3782	0	0.0000	NA	NA	4854310
(f) Financial Institutions / Banks		0	0	0	0	0	0.0000	0	0	0	0.0000	0	0.0000	0	0.0000	NA	NA	0
(g) Insurance Companies		0	0	0	0	0	0.0000	0	0	0	0.0000	0	0.0000	0	0.0000	NA	NA	0
(h) Provident Funds/ Pension Funds		0	0	0	0	0	0.0000	0	0	0	0.0000	0	0.0000	0	0.0000	NA	NA	0
(i) Any Other (Specify)		0	0	0	0	0	0.0000	0	0	0	0.0000	0	0.0000	0	0.0000	NA	NA	0
Sub Total (B)(1)		22	36028137	0	0	36028137	10.2287	36028137	0	36028137	10.2287	0	10.2287	0	0.0000	NA	NA	36028137
Central Government/ State Government(s)/ President of India																		
Sub Total (B)(2)		0	0	0	0	0	0.0000	0	0	0	0.0000	0	0.0000	0	0.0000	NA	NA	0
3 Non-Institutions																		
(a) Individuals				0	0									0		NA	NA	
i. Individual shareholders holding nominal share capital up to Rs. 2 lakhs.		9018	1981550	0	0	1981550	0.5626	1981550	0	1981550	0.5626		0.5626	141510	7.1414	NA	NA	1981537



	ii. Individual shareholders holding nominal share capital in excess of Rs. 2 lakhs.																			
		36	4328752	0	0	4328752	1.2290	4328752	0	4328752	1.2290	0	1.2290	3216680	74.3096	NA	NA		4328752	
(b)	NBFCs registered with RBI	0	0	0	0	0	0.0000	0	0	0	0.0000	0	0.0000	0	0.0000	NA	NA		0	
(c)	Employee Trusts	0	0	0	0	0	0.0000	0	0	0	0.0000	0	0.0000	0	0.0000	NA	NA		0	
(d)	Overseas Depositories(holding DRs) (balancing figure)	0	0	0	0	0	0.0000	0	0	0	0.0000	0	0.0000	0	0.0000	NA	NA		0	
(e)	Any Other (Specify)	864	66932556	0	0	66932556	19.0028	66932556	0	66932556	19.0028	0	19.0028	58265720	87.0514	NA	NA		66932556	
	Hindu Undivided Family	636	199360	0	0	199360	0.0566	199360	0	199360	0.0566	0	0.0566	22000	11.0353	NA	NA		199360	
	Foreign Companies	2	58243720	0	0	58243720	16.5359	58243720	0	58243720	16.5359	0	16.5359	58243720	100.0000	NA	NA		58243720	
	Norwest Venture Partners VII-A-Mauritius		AADCN1034D	29121860	0	0	29121860	8.2680	29121860	0	29121860	8.2680	0	8.2680	29121860	100.0000	NA	NA		29121860
	Xander Investment Holding XVII Limited		AAACX1643H	29121860	0	0	29121860	8.2680	29121860	0	29121860	8.2680	0	8.2680	29121860	100.0000	NA	NA		29121860
	Non Resident Indians (Non Repat)	12	6510	0	0	6510	0.0018	6510	0	6510	0.0018	0	0.0018	0	0.0000	NA	NA		6510	
	Non Resident Indians (Repat)	34	10129	0	0	10129	0.0029	10129	0	10129	0.0029	0	0.0029	0	0.0000	NA	NA		10129	
	Clearing Member	112	84770	0	0	84770	0.0241	84770	0	84770	0.0241	0	0.0241	0	0.0000	NA	NA		84770	
	Bodies Corporate	68	8388067	0	0	8388067	2.3814	8388067	0	8388067	2.3814	0	2.3814	0	0.0000	NA	NA		8388067	
	Sub Total (B)(3)	9918	73242858	0	0	73242858	20.7943	73242858	0	73242858	20.7943	0	20.7943	61623910	84.1364	NA	NA		73242858	
	Total Public Shareholding (B)= (B)(1)+(B)(2)+(B)(3)	9940	109270995	0	0	109270995	31.0230	109270995	0	109270995	31.0230	0	31.0230	61623910	56.3955	NA	NA		109270982	

Details of the shareholders acting as persons in Concert including their Shareholding (No. and %):

Details of Shares which remain unclaimed may be given hear along with details such as number of shareholders, outstanding shares held in demat/unclaimed suspense account, voting rights which are frozen etc.


No. of shareholders	No. of Shares
0	0

Note:

(1) PAN would not be displayed on website of Stock Exchange(s).

(2) The above format needs to be disclosed along with the name of following persons: Institutions/Non Institutions holding more than 1% of total number of shares

(3) W.r.t. the information pertaining to Depository Receipts, the same may be disclosed in the respective columns to the extent information available and the balance to be disclosed as held by custodian.



Sadbhav Infrastructure Project Limited

Table IV - Statement showing shareholding pattern of the Non Promoter- Non Public shareholder

Category & Name of the shareholders	PAN	Nos. of shareholders	No. of fully paid up equity shares held	Partly paid-up equity shares held	No. of shares underlying Depository Receipts	Total nos. shares held	Shareholding % calculated as per SCRR, 1957 As a % of (A+B+C2)	Number of Voting Rights held in each class of securities			No. of Shares Underlying Outstanding convertible securities (including	Shareholding, as a % assuming full conversion of convertible securities	Number of Locked in shares		Number of Shares pledged or otherwise		Number of equity shares held in dematerialised form	
								No of Voting Rights					Total as a % of (A+B+C)	No. (a)	As a % of total Shares held(b)	No. (a)		As a % of total Shares held(b)
								Class eg: X	Class eg: y	Total								
(I)	(II)	(III)	(IV)	(V)	(VI)	(VII) = (IV)+(V)+(VI)	(VIII) As a % of (A+B+C2)	(IX)			(X)	(XI) = (VII)+(X) As a % of (A+B+C2)	(XII)		(XIII)		(XIV)	
1 Custodian/DR Holder		0	0	0	0	0	0.0000	0	0	0	0.0000	0	0.0000	0	0.0000	NA	NA	0
2 Employee Benefit Trust (under SEBI (Share based Employee Benefit) Regulations, 2014)		0	0	0	0	0	0.0000	0	0	0	0.0000	0	0.0000	0	0.0000	NA	NA	0
Total Non-Promoter- Non Public Shareholding (C)= (C)(1)+(C)(2)		0	0	0	0	0	0.0000	0	0	0	0.0000	0	0.0000	0	0.0000	NA	NA	0

Note:

- (1) PAN would not be displayed on website of Stock Exchange(s).
- (2) The above format needs to disclose name of all holders holding more than 1% of total number of shares
- (3) W.r.t. the information pertaining to Depository Receipts, the same may be disclosed in the respective columns to the extent information available

